

*Address*



*Client*  
Related Companies  
60 Columbus Circle  
New York, NY 10023  
New York, NY 10023  
Tel: 212.801.1000 Fax: 212.801.1048

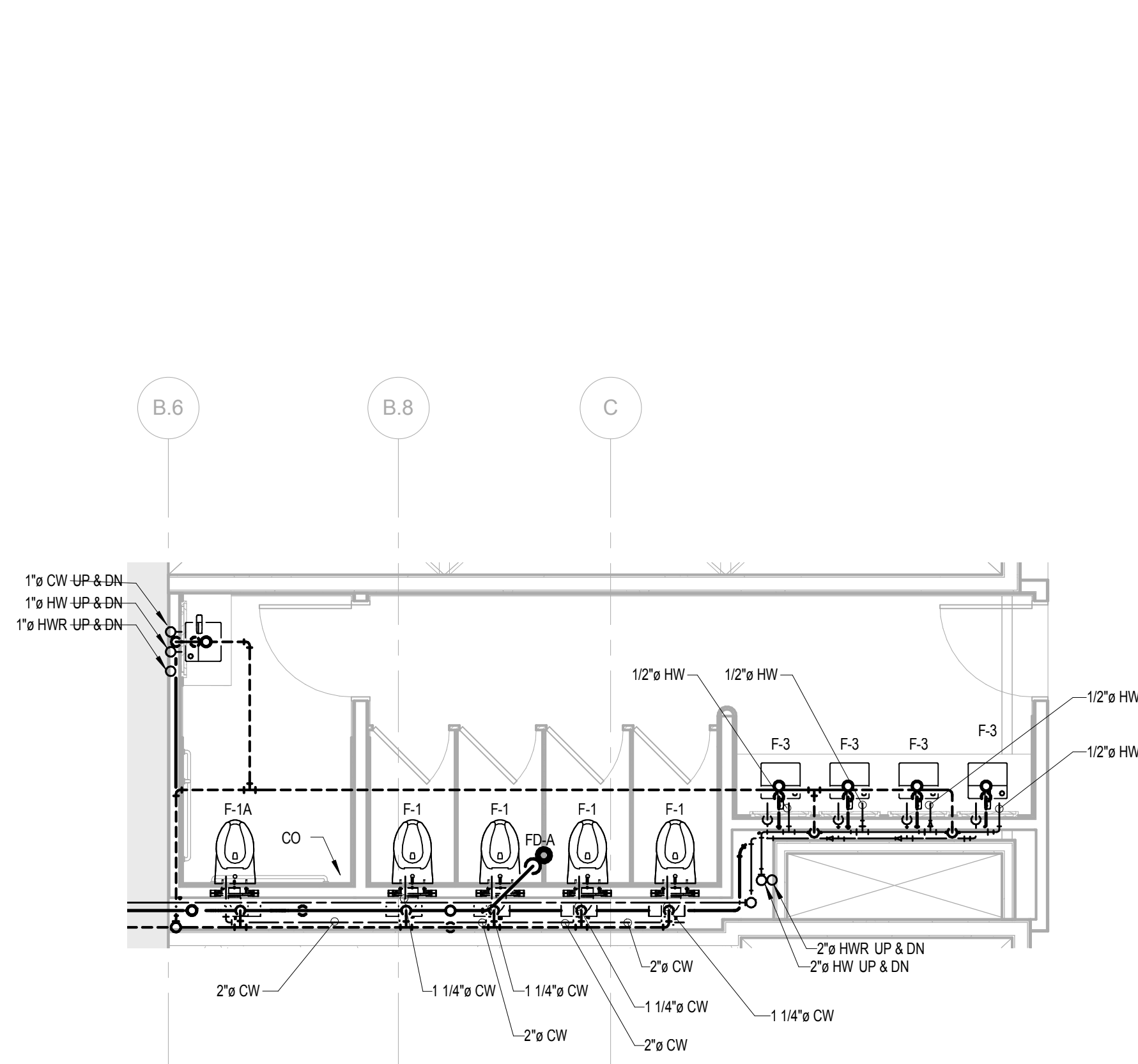
Oxford Properties Group  
320 Park Avenue, 17th Floor  
New York, NY 10022  
Tel: 212.986.7514 Fax: 212.986.7510

Construction Manager  
XX  
XX  
XX  
XX

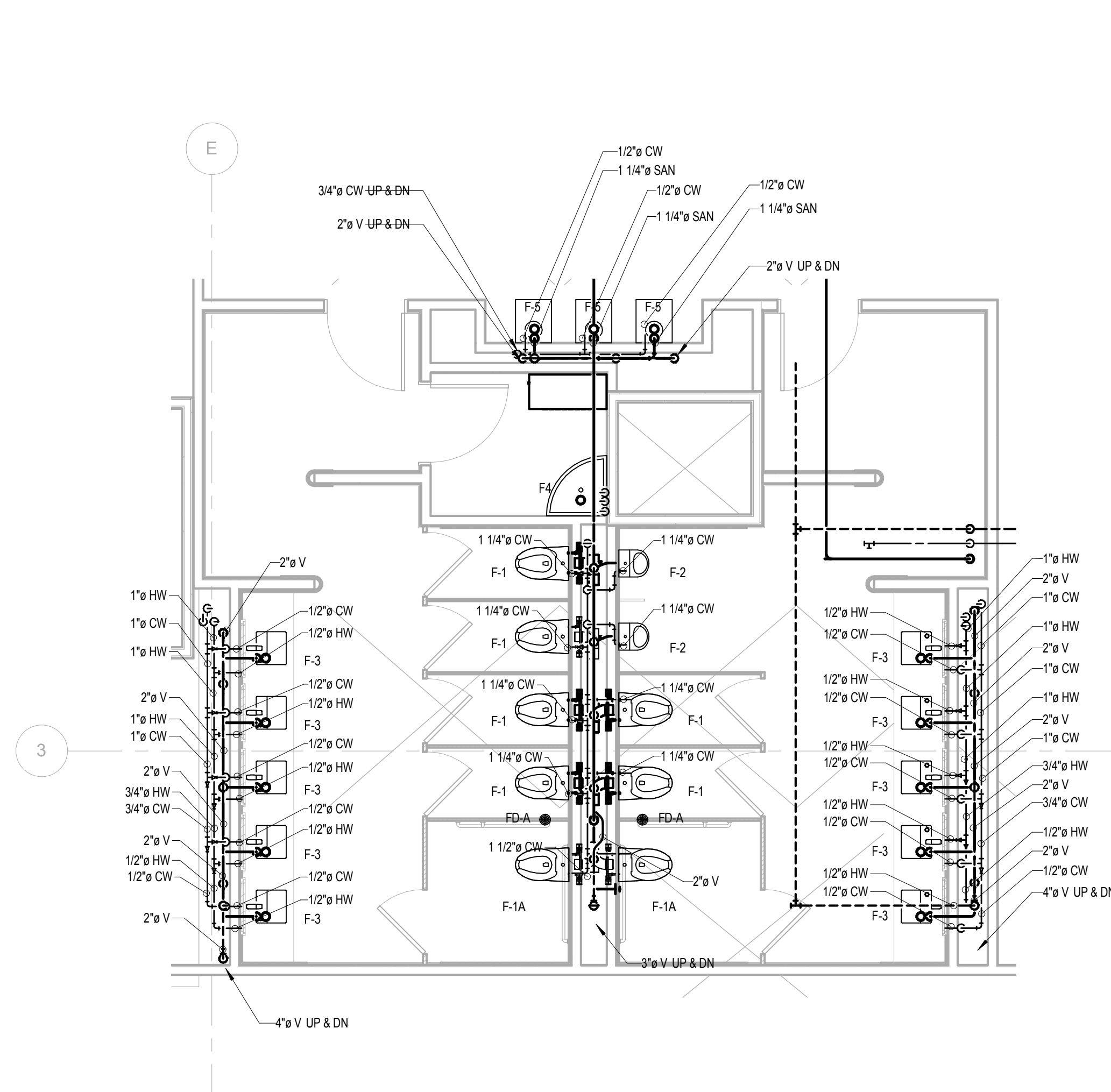
*Architect*  
Kohn Pedersen Fox Associates PC  
Architects & Planning Consultants  
11 West 42nd Street  
New York, New York 10036  
TEL: 212.977.6500 FAX: 212.956.2526

*Structural Engineer*  
WSP  
228 East 45th Street, 3rd Floor  
New York, NY 10017  
Tel: 212.687.9888 Fax: 646.487.5501

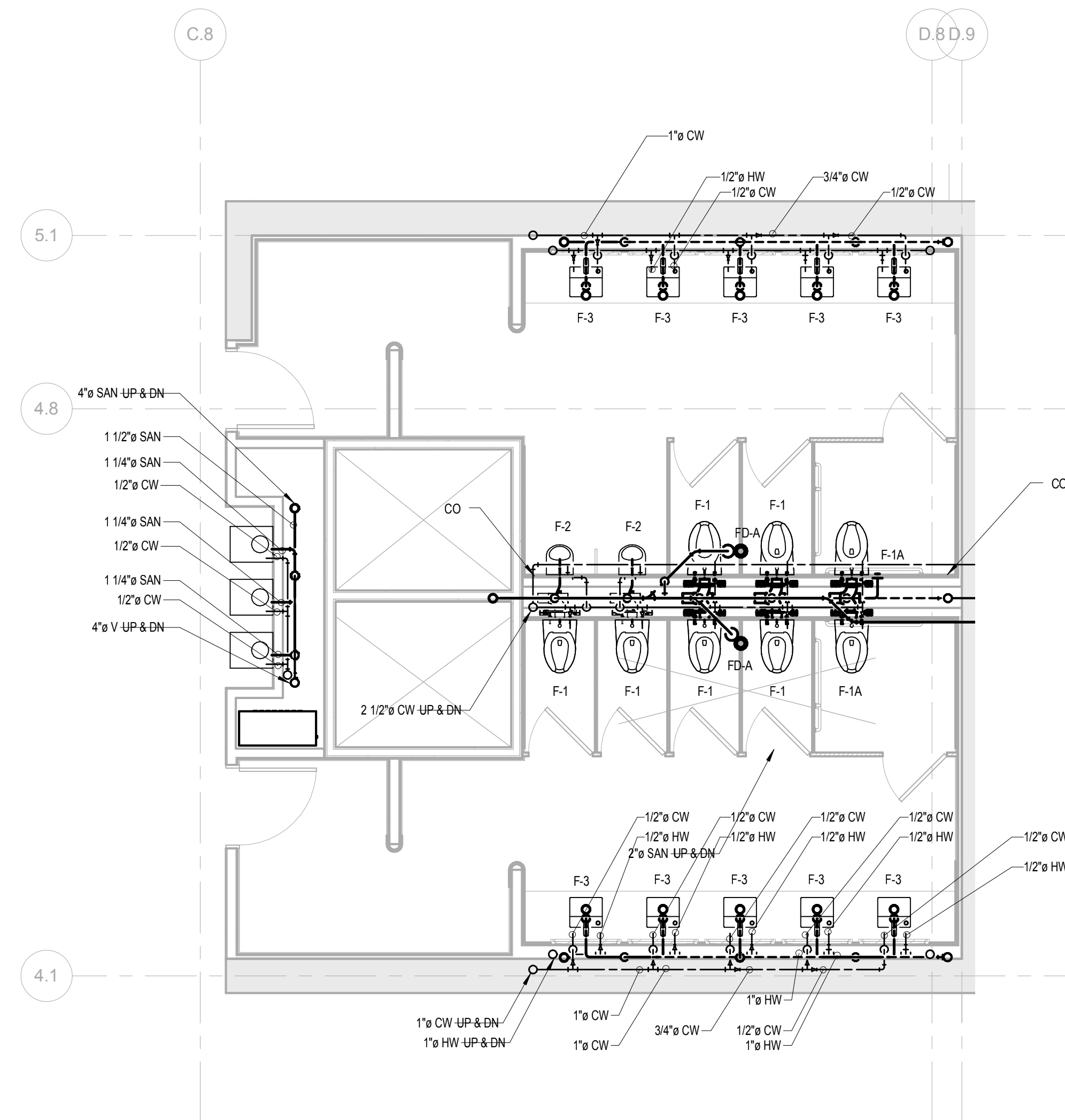
Mechanical, Electrical, Plumbing, Fire Protection  
WSP  
512 Seventh Avenue  
New York, NY 10018  
Tel: 212.532.9600



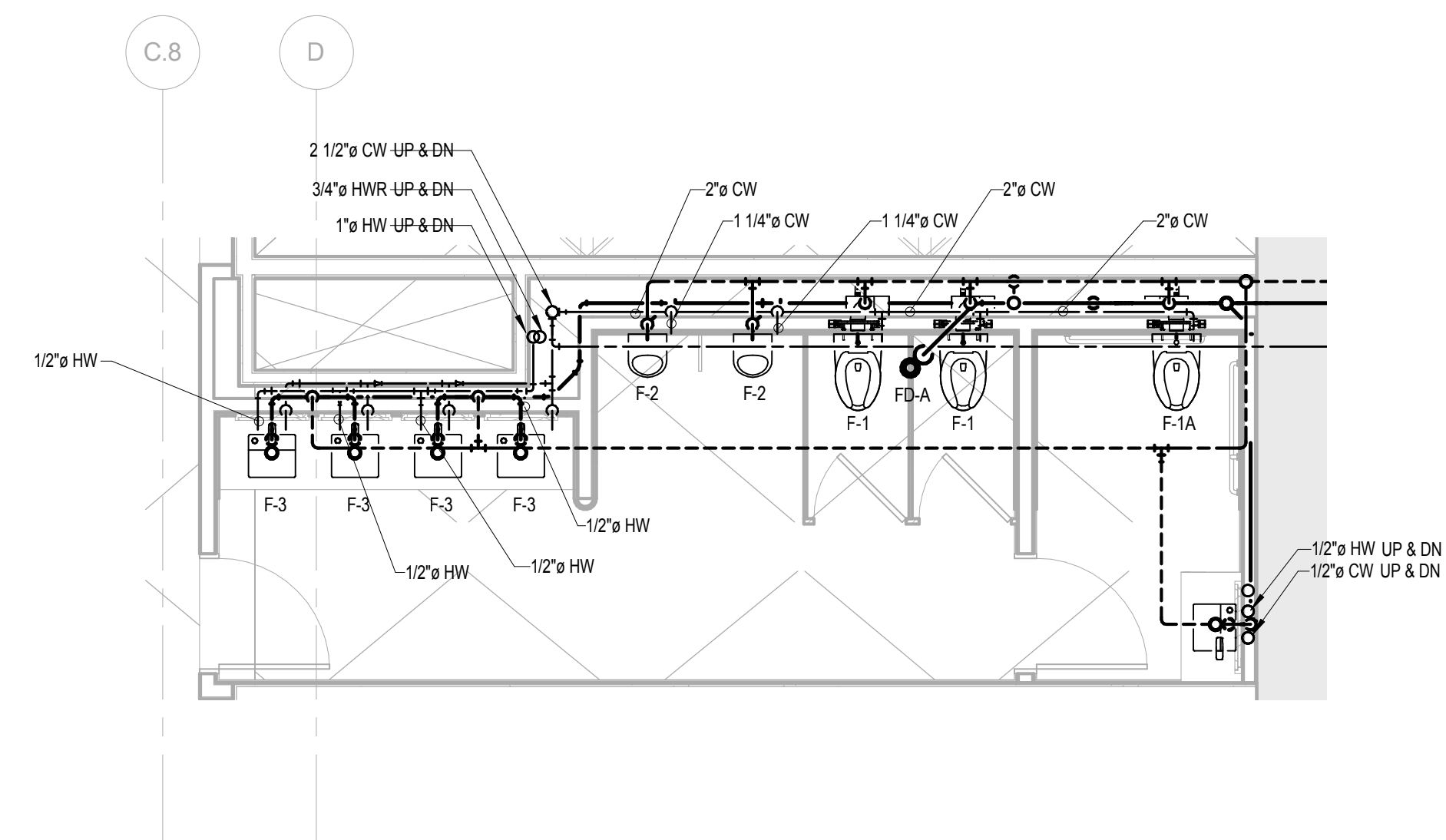
7 ENLARGED PLAN - RESTROOM (TYPICAL LEVEL 6 TO 8)  
1/4" = 1'-0"



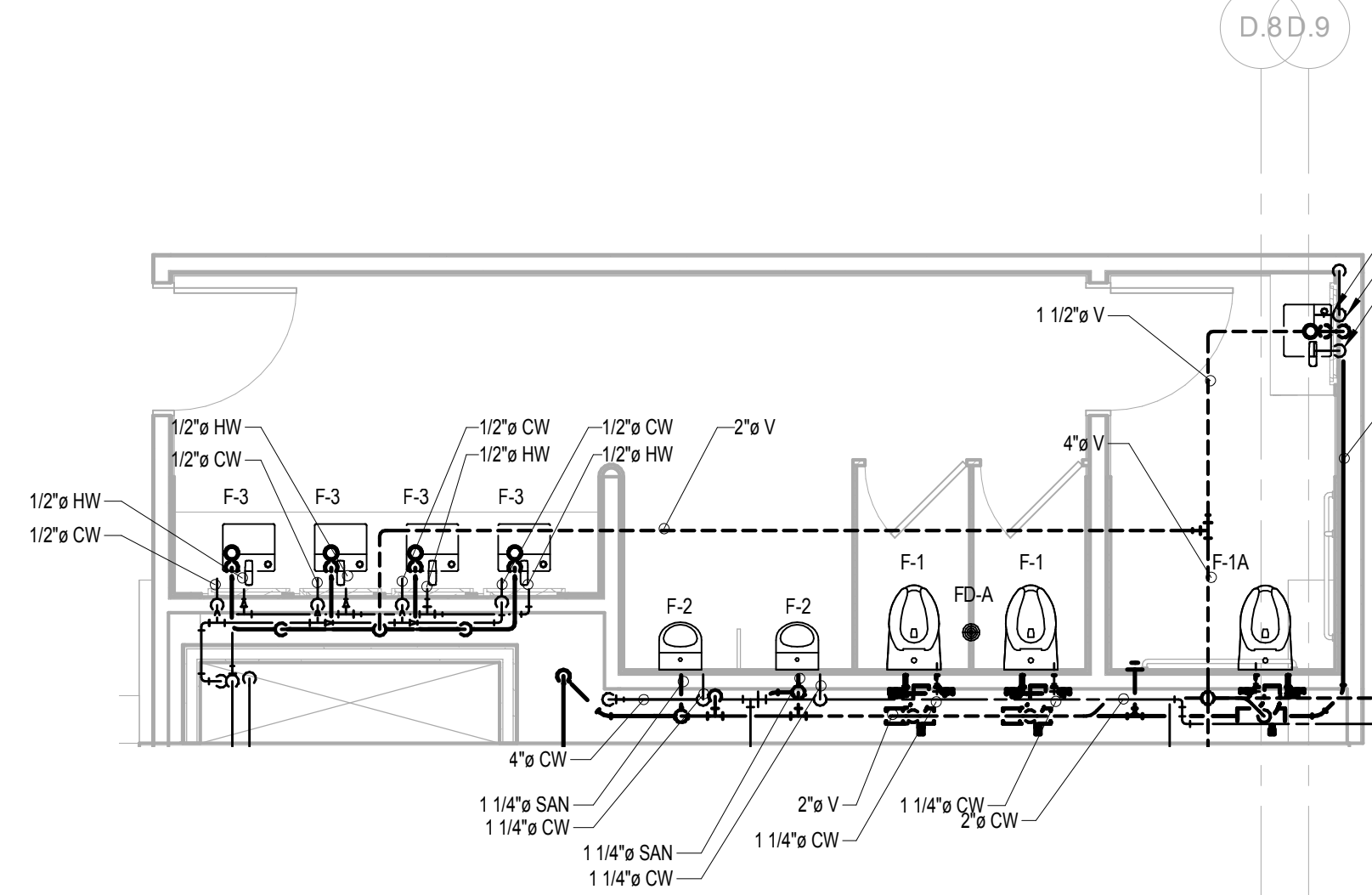
4 ENLARGED PLAN - RESTROOM (TYPICAL LEVEL 2 TO 5)  
1/4" = 1'-0"



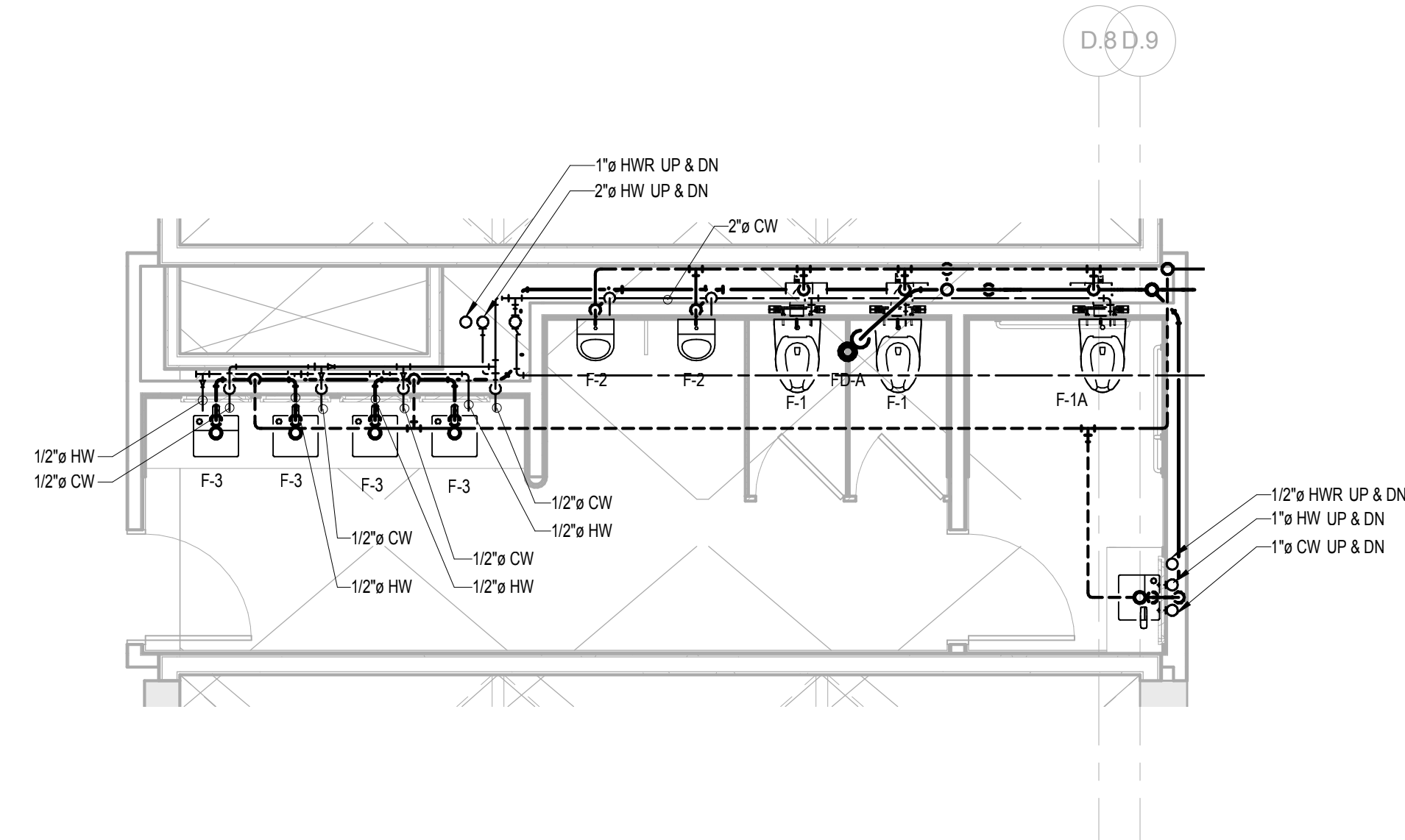
1 ENLARGED PLAN - RESTROOMS (TYPICAL LEVEL 33 TO 50)  
1/4" = 1'-0"



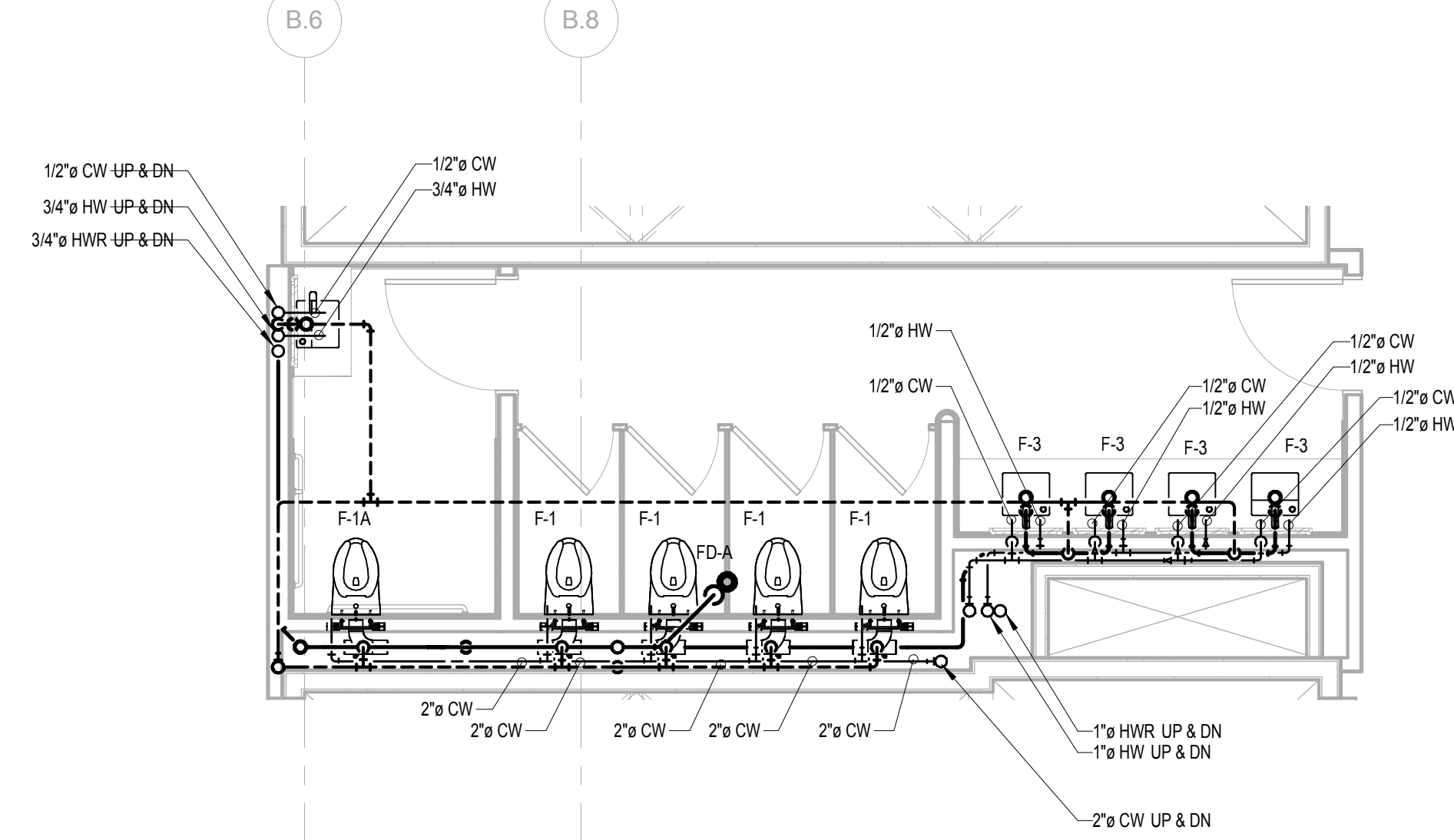
8 ENLARGED PLAN - RESTROOMS (TYPICAL LEVEL 6 TO 8)  
1/4" = 1'-0"



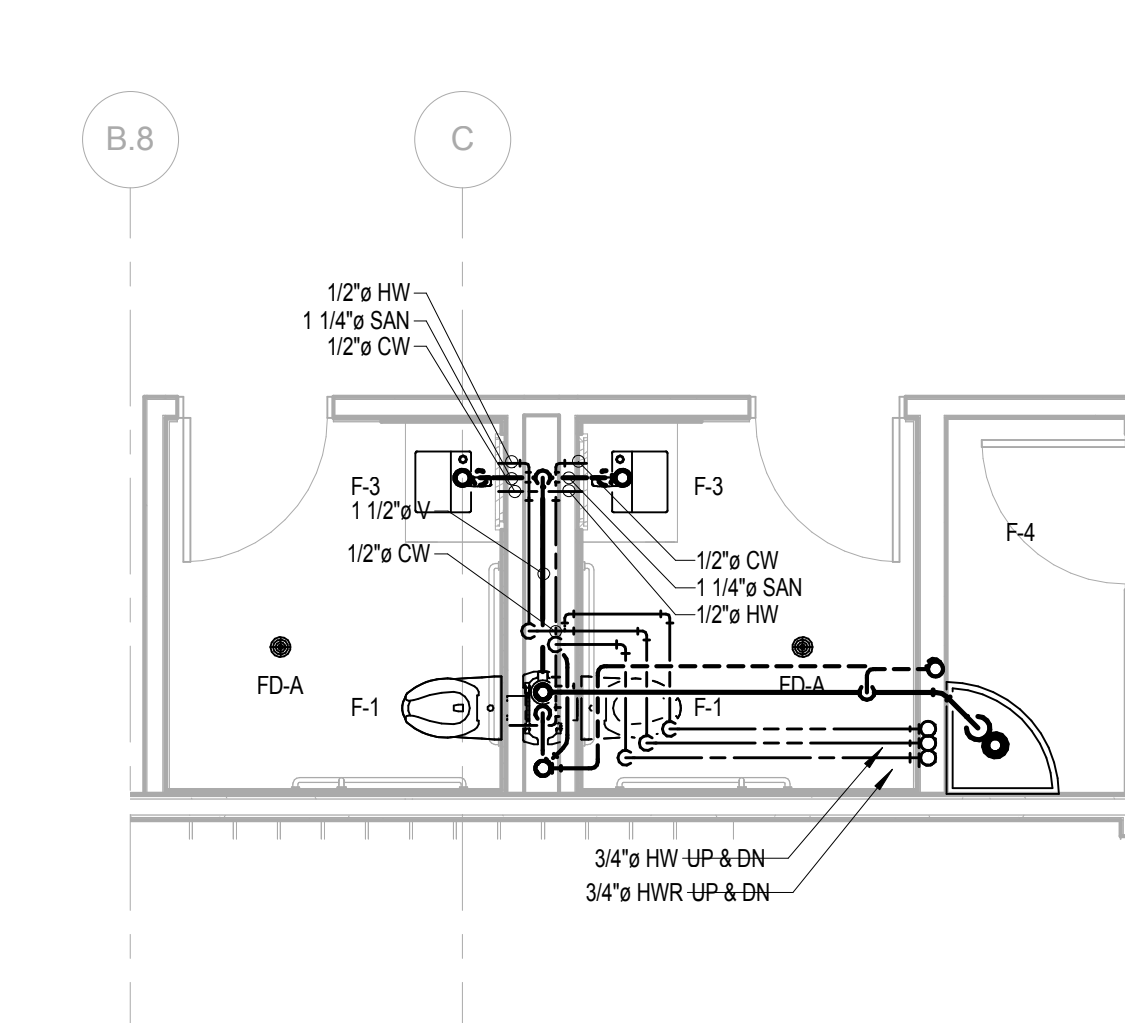
5 ENLARGED PLAN RESTROOMS (TYPICAL LEVEL 29 TO 32)  
1/4" = 1'-0"



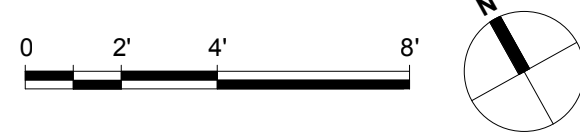
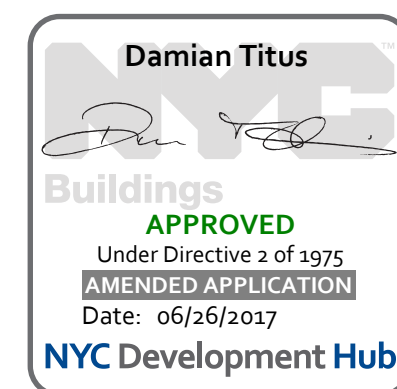
6 ENLARGED PLAN RESTROOMS (TYPICAL LEVEL 10 TO 28)  
1/4" = 1'-0"



2 ENLARGED PLAN - RESTROOMS (TYPICAL LEVEL 10 TO 32)  
1/4" = 1'-0"



3 ENLARGED PLAN - RESTROOMS (TYPICAL LEVEL 6 TO 8)  
1/4" = 1'-0"



Issue Date: **02/24/15**

Project No. \_\_\_\_\_

Drawn By: \_\_\_\_\_

Author: **Author**

Sheet Number: **P-200.00**

*gary p. p...*

STATE OF NEW YORK  
JAMES H. POWER  
JANUARY 1, 2015  
PROFESSIONAL ENGINEER

SHEET 59 OF 68

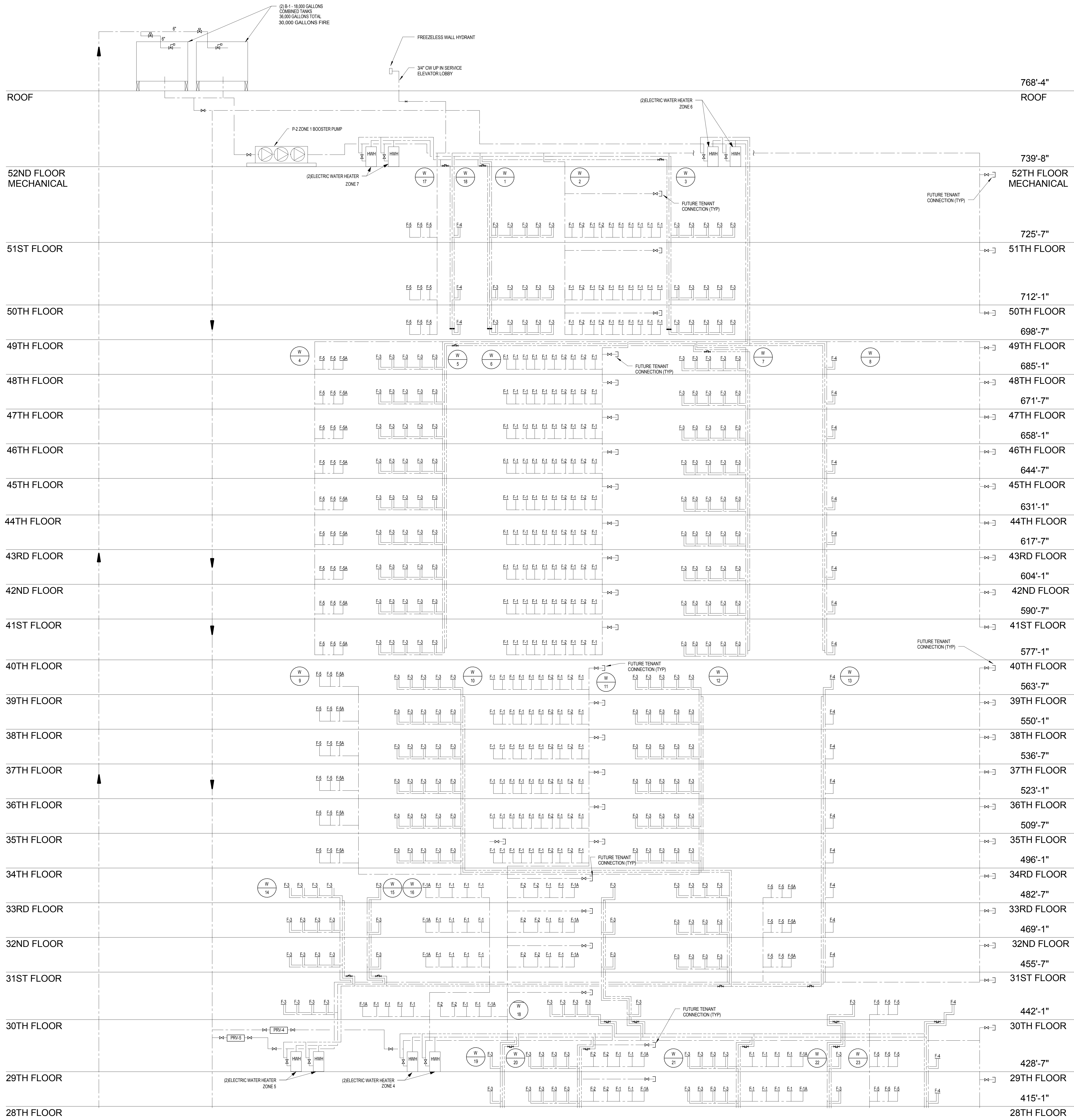
## PLUMBING ENLARGED PLANS

Drawing Number

P-200.00

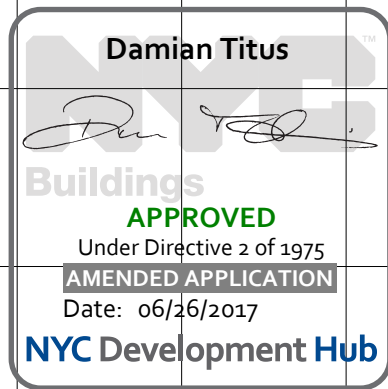


P-500.00  
5/14/2015 5:17:20 PM  
C:\Users\jman0231\My Documents\REVIT\BACKUP\REVIT LOCAL FILES\2210\_5941\_WSP\_MEP\_PJT\_jman0231.rvt



REFER TO P-501 FOR CONTINUATION

PRESSURE ZONE	DOMESTIC WATER STATIC RISER STATIC PRESSURE, PSI						
	Z-7-HIGH ZONE BOOSTER	Z-6-ZONE ROOF TANK VIA GRAVITY	Z-5-ZONE ROOF TANK VIA PRV	Z-4-ZONE ROOF TANK VIA PRV	Z-3-ZONE ROOF TANK VIA PRV	Z-2-ZONE ROOF TANK VIA PRV	Z-1-ZONE ROOF TANK VIA PRV
13	43						
19	49						
25	55						
31	61						
37		37					
43		43					
49		49					
54		54					
60		60					
66		66					
72		72					
78		78					
84		84					
89		35					
95		41					
101		47					
107		53					
113		58					
119		64					
125		70					
130		76					
136		82					
142		35					
148		41					
154		47					



Address



Client  
Related Companies  
60 Columbus Circle  
New York, NY 10023  
New York, NY 10023  
Tel: 212.801.1000 Fax: 212.801.1048

Oxford Properties Group  
320 Park Avenue, 17th Floor  
New York, NY 10022  
Tel: 212.986.7514 Fax: 212.986.7510

Construction Manager  
XX  
XX  
XX  
XX

Architect  
Kohn Pedersen Fox Associates PC  
Architects & Planning Consultants  
11 West 42nd Street  
New York, New York 10036  
TEL: 212.977.6500 FAX: 212.956.2526

Structural Engineer  
WSP  
228 East 45th Street, 3rd Floor  
New York, NY 10017  
Tel: 212.687.9888 Fax: 646.487.5501

Mechanical, Electrical, Plumbing, Fire Protection  
WSP  
512 Seventh Avenue  
New York, NY 10018  
Tel: 212.532.9600

1 D.O.B. BUILDING PERMIT 05/01/2015  
No FILING  
Description Date

Key Plan

Issue Date: 03/20/14  
Project No:  
Drawn By: Author  
Sheet Number: P-500.00

SHEET 60 OF 68

WATER RISER DIAGRAM

Drawing Number

P-500.00

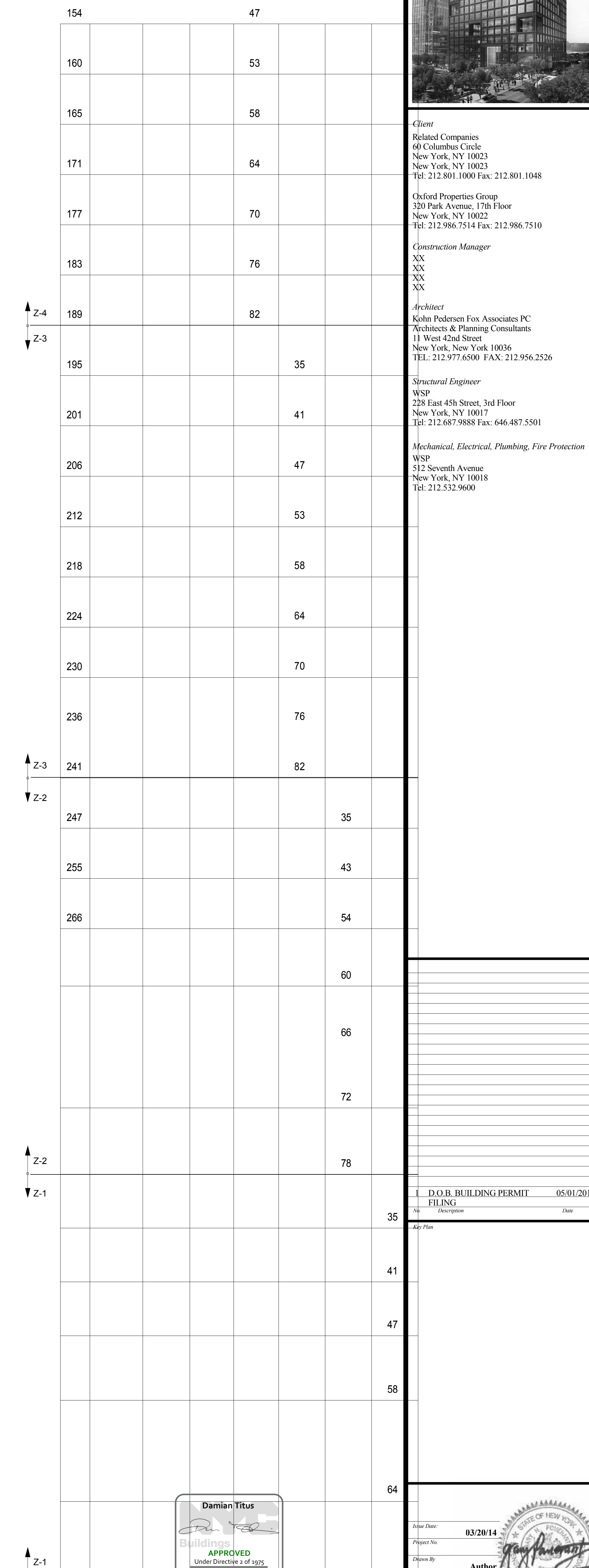
© 2014 KOHN PEDERSEN FOX ASSOCIATES PC. All rights reserved.




Oxford Properties Group  
320 Park Avenue, 17th Floor  
New York, NY 10022  
Tel: 212.986.7514 Fax: 212.986.7510

*Architect*  
Kohn Pedersen Fox Associates PC  
Architects & Planning Consultants  
11 West 42nd Street  
New York, New York 10036  
TEL: 212.977.6500 FAX: 212.956.2526

Mechanical, Electrical, Plumbing, Fire Protection  
WSP  
512 Seventh Avenue  
New York, NY 10018  
Tel: 212.532.9600



Issue Date:	03/20/14
Project No.	
Drawn By	Author
Sheet Number	P-501.00

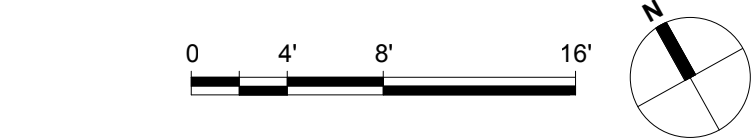
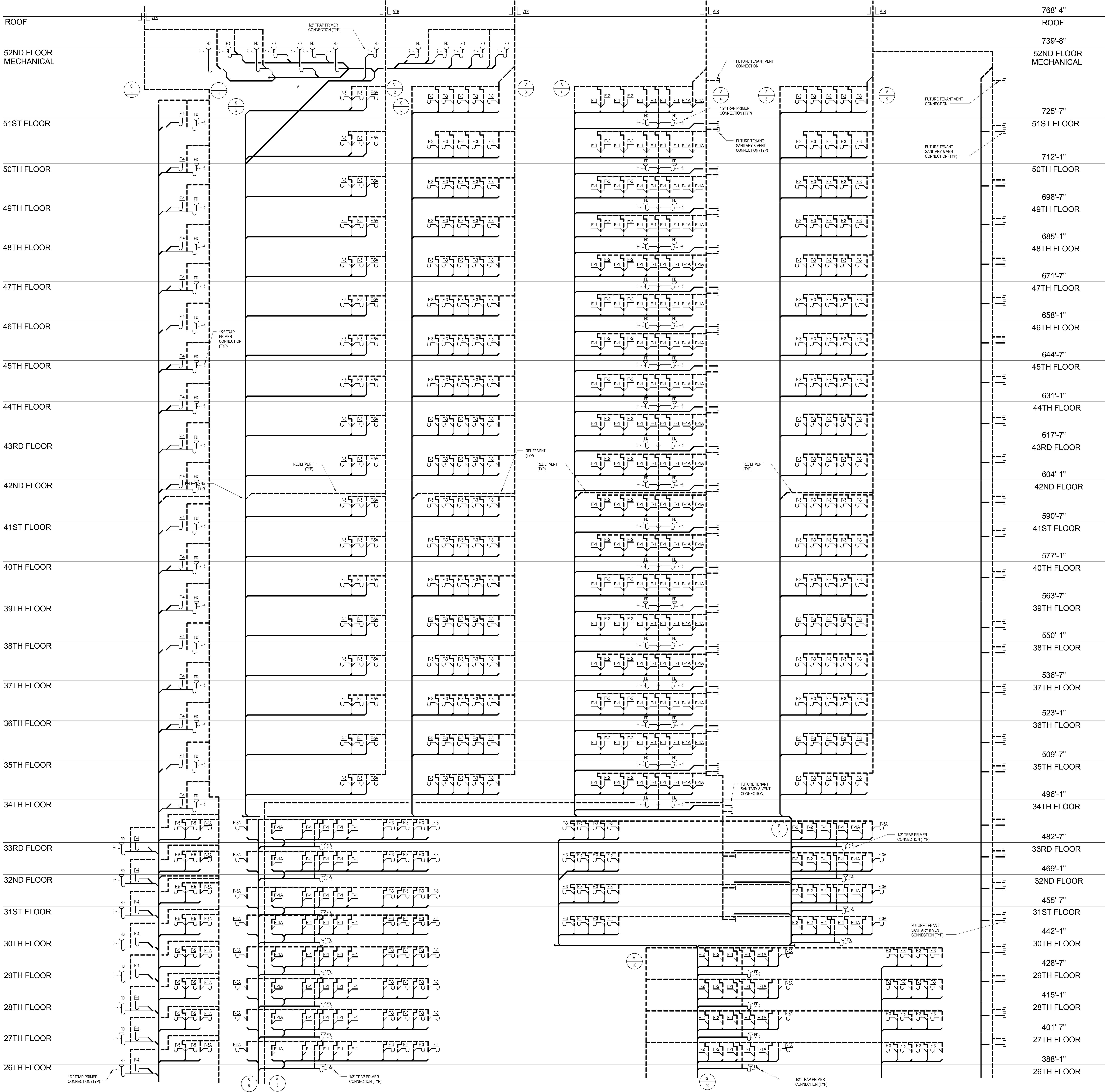


## Water Riser Diagram

**D 501**



P-502.00  
5/14/2015 5:17:38 PM  
SANTARY RISER DIAGRAM  
C:\Users\jman02291\My Documents\REVIT\BACKUP\REVIT LOCAL FILES\2210\_5941\_WSP\_MEP\_PJT\_jman02291.rvt



Address



Client  
Related Companies  
60 Columbus Circle  
New York, NY 10023  
New York, NY 10023  
Tel: 212.801.1000 Fax: 212.801.1048

Oxford Properties Group  
320 Park Avenue, 17th Floor  
New York, NY 10022  
Tel: 212.986.7514 Fax: 212.986.7510

Construction Manager  
XX  
XX  
XX  
XX

Architect  
Kohn Pedersen Fox Associates PC  
Architects & Planning Consultants  
11 West 42nd Street  
New York, New York 10036  
TEL: 212.977.6500 FAX: 212.956.2526

Structural Engineer  
WSP  
228 East 45th Street, 3rd Floor  
New York, NY 10017  
Tel: 212.687.9888 Fax: 646.487.5501

Mechanical, Electrical, Plumbing, Fire Protection  
WSP  
512 Seventh Avenue  
New York, NY 10018  
Tel: 212.532.9600

1 D.O.B. BUILDING PERMIT 05/01/2015

No. FILING Description Date

Key Plan

Issue Date: 03/20/14

Project No.

Drawn By

Sheet Number

P-502.00

SHEET 62 OF 68

SANITARY RISER DIAGRAM

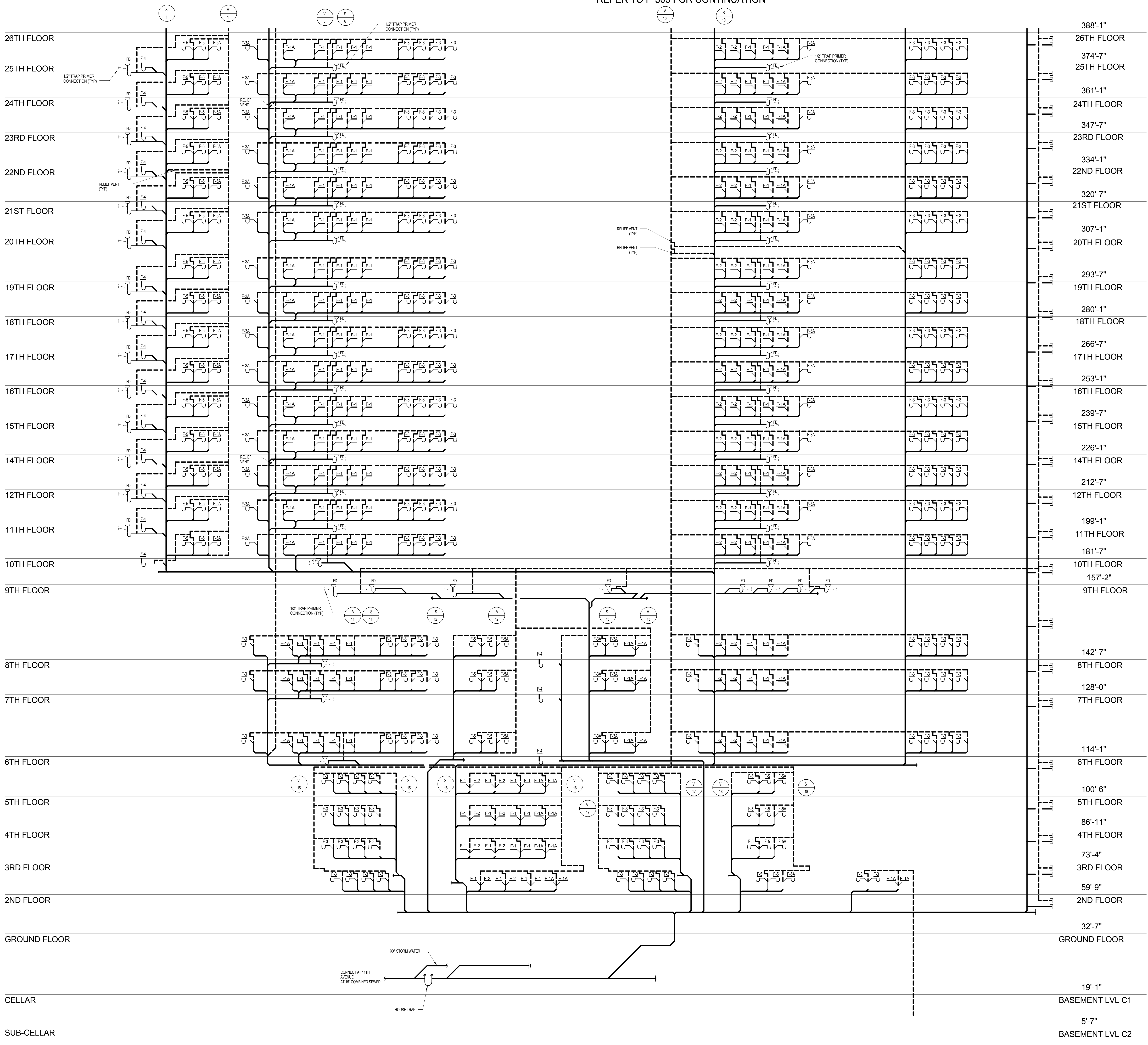
Drawing Number

P-502.00

© 2014 KOHN PEDERSEN FOX ASSOCIATES PC. All rights reserved.



REFER TO P-503 FOR CONTINUATION



Address



**Client**  
Related Companies  
60 Columbus Circle  
New York, NY 10023  
New York, NY 10023  
Tel: 212.801.1000 Fax: 212.801.1048

Oxford Properties Group  
320 Park Avenue, 17th Floor  
New York, NY 10022  
Tel: 212.986.7514 Fax: 212.986.7510

**Construction Manager**  
XX  
XX  
XX  
XX

**Architect**  
Kohn Pedersen Fox Associates PC  
Architects & Planning Consultants  
11 West 42nd Street  
New York, New York 10036  
TEL: 212.977.6500 FAX: 212.956.2526

**Structural Engineer**  
WSP  
228 East 45th Street, 3rd Floor  
New York, NY 10017  
Tel: 212.687.9888 Fax: 646.487.5501

**Mechanical, Electrical, Plumbing, Fire Protection**  
WSP  
512 Seventh Avenue  
New York, NY 10018  
Tel: 212.532.9600

1	DOB BUILDING PERMIT	05/01/2015
No.	FILED	Date
Description		

Key Plan

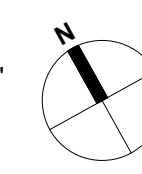
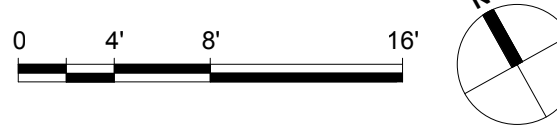


Drawn Date: 03/20/14  
Project No:  
Author:  
Sheet Number: P-503.00

SHEET 63 OF 68  
SANITARY RISER DIAGRAM

Drawing Title

P-503.00





Address



**Client**  
Related Companies  
60 Columbus Circle  
New York, NY 10023  
New York, NY 10023  
Tel: 212.801.1000 Fax: 212.801.1048

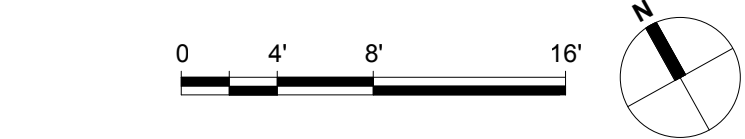
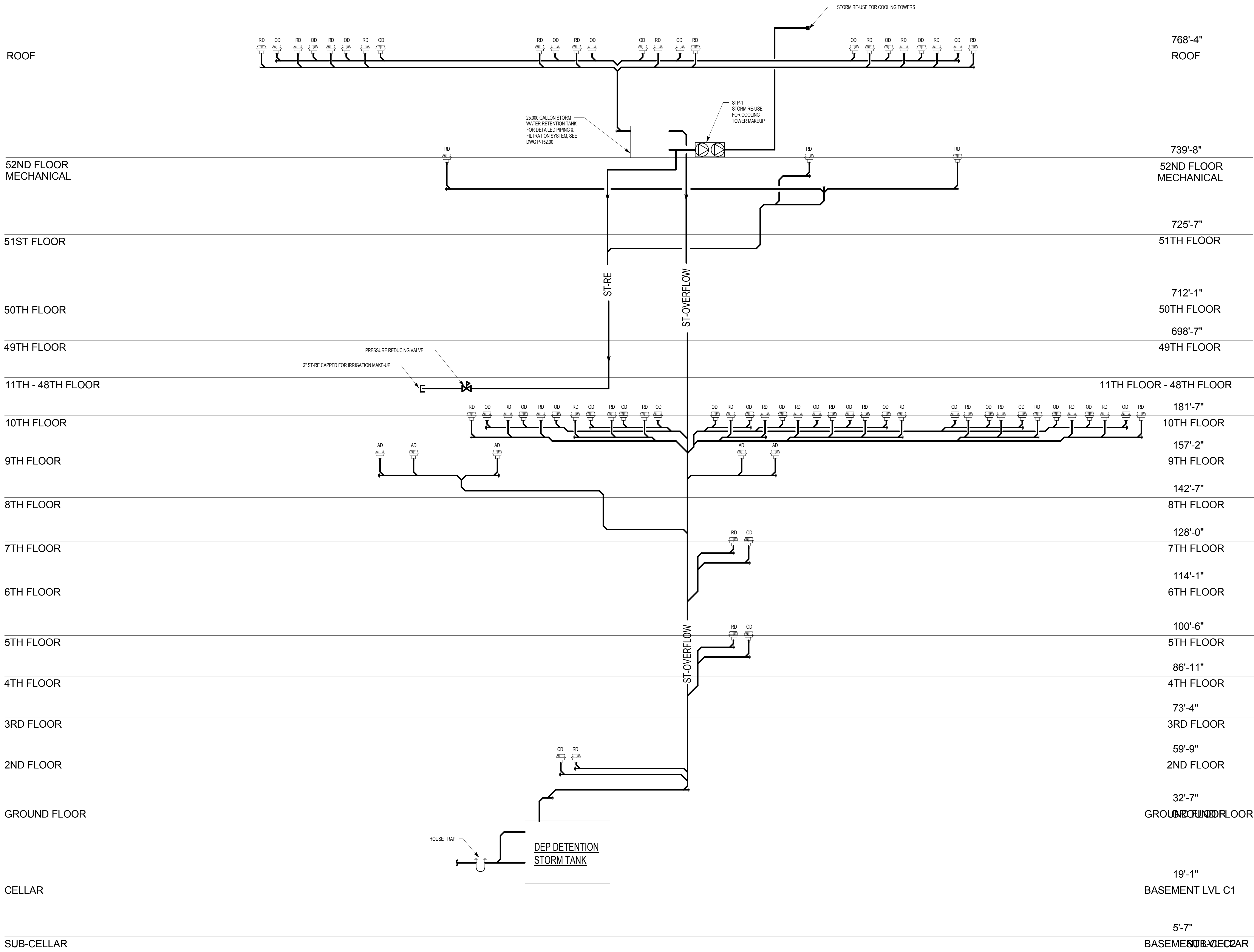
Oxford Properties Group  
320 Park Avenue, 17th Floor  
New York, NY 10022  
Tel: 212.986.7514 Fax: 212.986.7510

**Construction Manager**  
XX  
XX  
XX  
XX

**Architect**  
Kohn Pedersen Fox Associates PC  
Architects & Planning Consultants  
11 West 42nd Street  
New York, New York 10036  
TEL: 212.977.6500 FAX: 212.956.2526

**Structural Engineer**  
WSP  
228 East 45th Street, 3rd Floor  
New York, NY 10017  
Tel: 212.687.9888 Fax: 646.487.5501

**Mechanical, Electrical, Plumbing, Fire Protection**  
WSP  
512 Seventh Avenue  
New York, NY 10018  
Tel: 212.532.9600



Issue Date: **03/20/14**  
Project No:  
Drawn By:  
Author:  
Sheet Number: **P-504.00**

Drawing Title:  
**STORM RISER DIAGRAM**

Drawing Number:

**P-504.00**

P-506.00  
5/14/2015 5:17:57 PM  
C:\Users\jdamian\Documents\REVIT\BACKUP\REVIT LOCAL FILES\2216\_5941\_WSP\_MEP\_PJT\_jdamian02291.rvt

ROOF

52ND FLOOR  
MECHANICAL

51ST FLOOR

50TH FLOOR

49TH FLOOR

11TH - 48TH FLOOR

10TH FLOOR

9TH FLOOR

8TH FLOOR

7TH FLOOR

6TH FLOOR

5TH FLOOR

4TH FLOOR

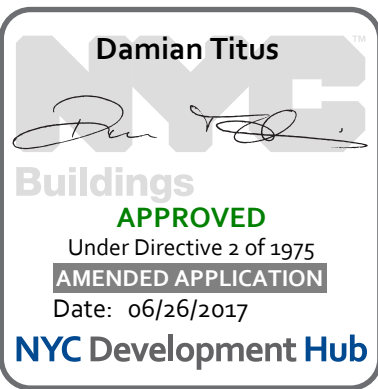

3RD FLOOR

2ND FLOOR

GROUND FLOOR

CELLAR

SUB-CELLAR



Address



**Client**  
Related Companies  
60 Columbus Circle  
New York, NY 10023  
New York, NY 10023  
Tel: 212.801.1000 Fax: 212.801.1048

Oxford Properties Group  
320 Park Avenue, 17th Floor  
New York, NY 10022  
Tel: 212.986.7514 Fax: 212.986.7510

**Construction Manager**  
XX  
XX  
XX  
XX

**Architect**  
Kohn Pedersen Fox Associates PC  
Architects & Planning Consultants  
11 West 42nd Street  
New York, New York 10036  
TEL: 212.977.6500 FAX: 212.956.2526

**Structural Engineer**  
WSP  
228 East 45th Street, 3rd Floor  
New York, NY 10017  
Tel: 212.687.9888 Fax: 646.487.5501

**Mechanical, Electrical, Plumbing, Fire Protection**  
WSP  
512 Seventh Avenue  
New York, NY 10018  
Tel: 212.532.9600

1 D.O.B. BUILDING PERMIT 05/01/2015  
FILING

No. Description Date

Key Plan

Issue Date: 03/20/14  
Project No.  
Drawn By: Author  
Sheet Number: P-506.00

Drawing Title

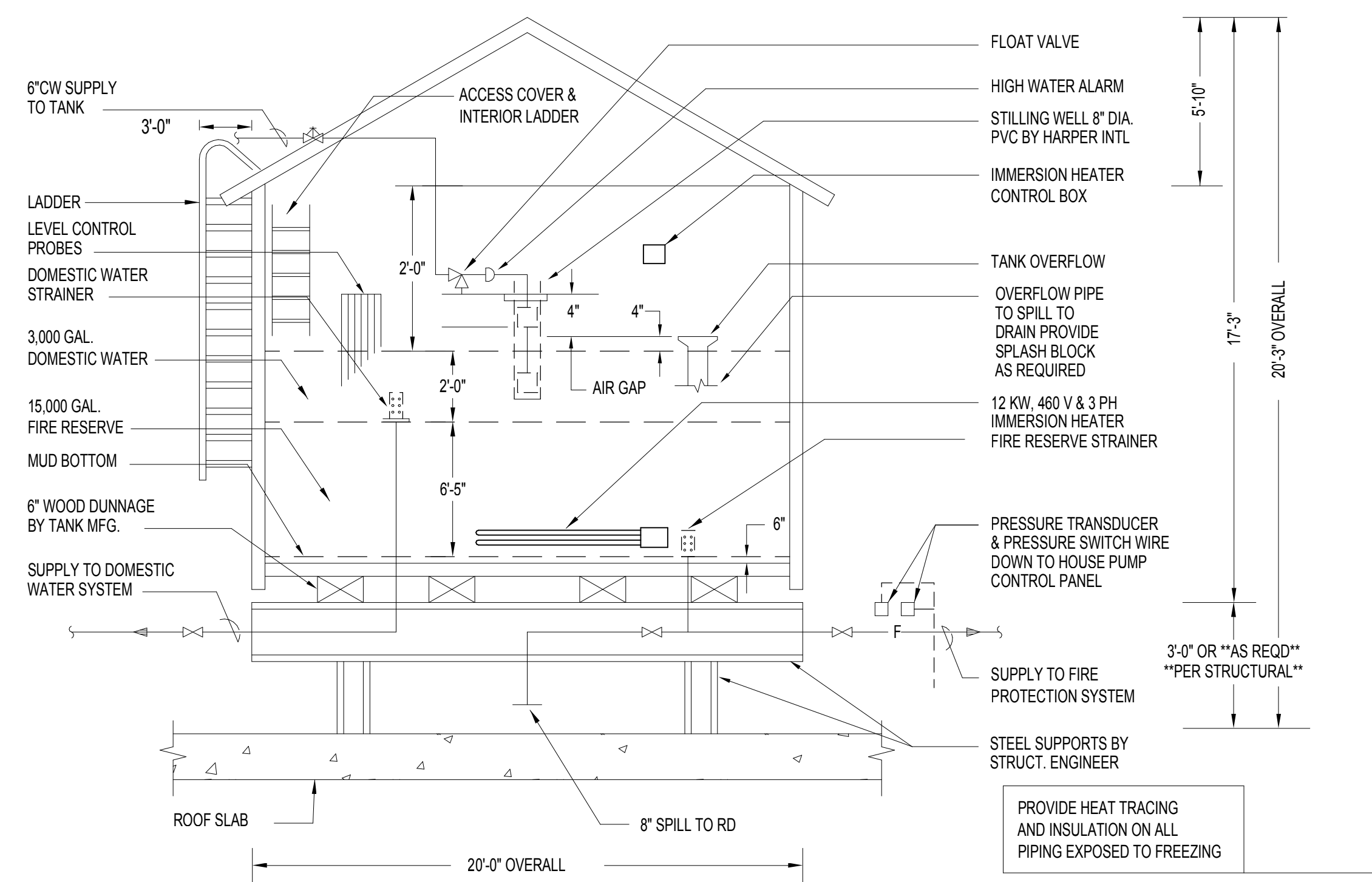
GAS RISER DIAGRAM

Drawing Number

P-506.00

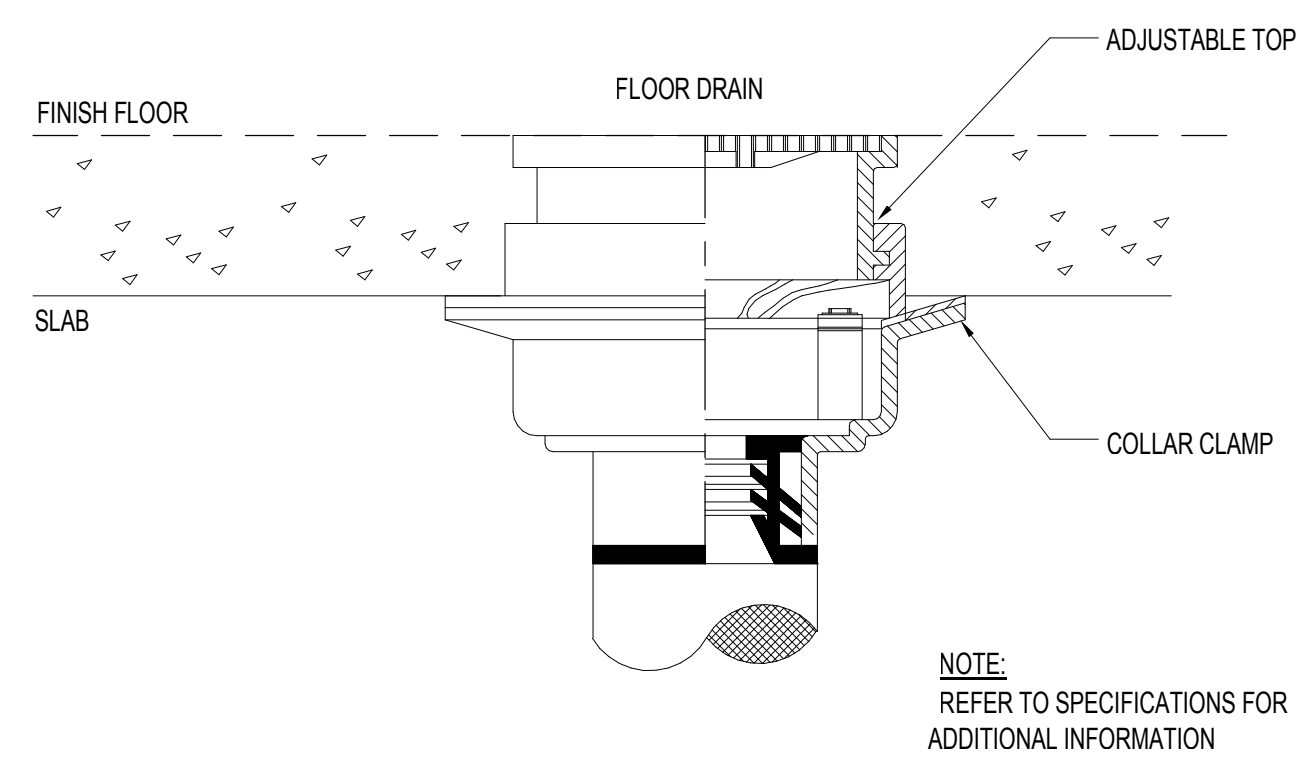
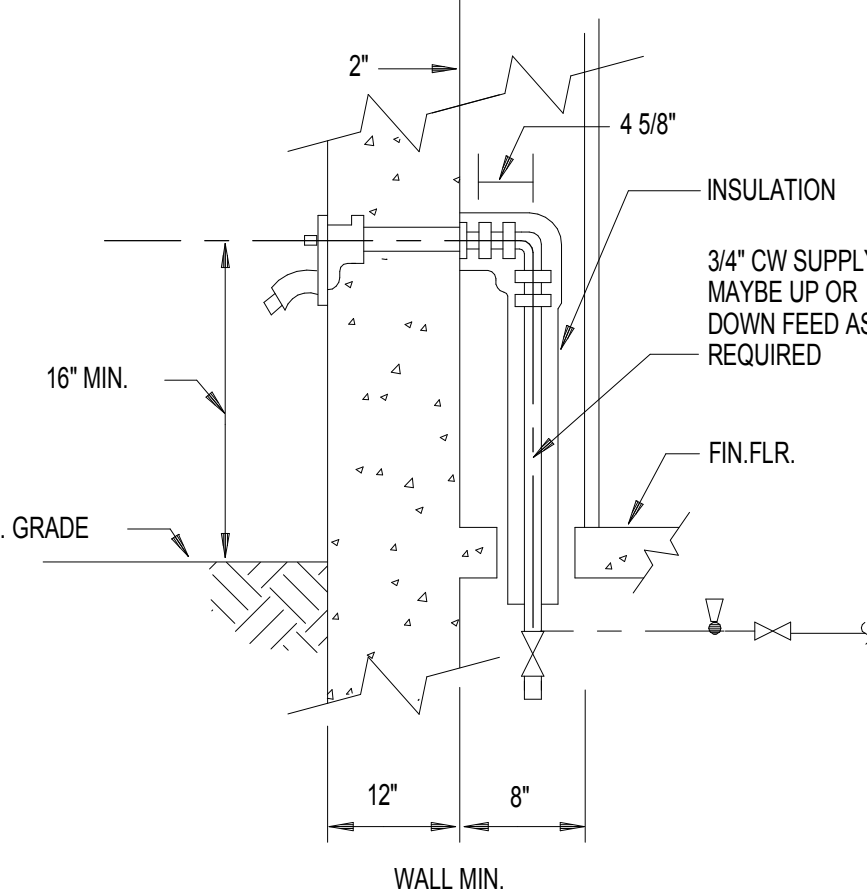
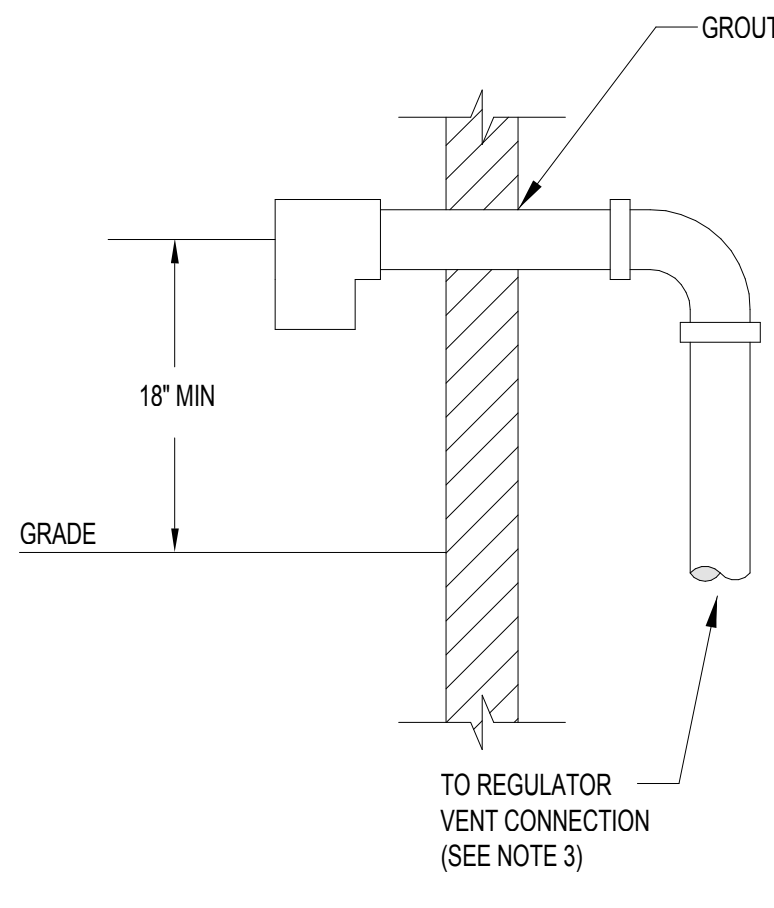
© 2014 KOHN PEDERSEN FOX ASSOCIATES PC. All rights reserved.





### VENT REQUIREMENTS

- 1 VENT PIPE MUST:  
BE PROPERLY SUPPORTED  
TERMINATE OUTDOORS WITH A VENT CAP
- 2 VENT CAP WILL:  
NOT BE LOCATED UNDER A WINDOW.  
OVERHANG OR PROJECTION  
BE A MINIMUM OF 18" FROM ANY  
OPENING WHICH COULD ALLOW VENTED  
GAS TO ENTER THE BUILDING  
BE A WEATHER AND INSECT RESISTANT FITTING  
NOT BE COVERED IN ANY WAY THAT WOULD  
PREVENT GAS FROM ENTERING  
BE A MINIMUM OF 18" ABOVE FINAL SEPARATE
- 3 EACH REGULATOR RUN WILL BE VENTED SEPARATELY
- 4 CUSTOMER TO INSTALL 2" VENT PIPING FROM OUTDOOR  
VENT CAP ALONG INSIDE WALL TO A POINT WITHIN 2'  
OF EACH REGULATOR RUN.  
COMPANY TO MAKE FINAL CONNECTION TO VENT LINE.



**NOTE:**  
REFER TO SPECIFICATIONS FOR  
ADDITIONAL INFORMATION

Address



*Client*  
Related Companies  
60 Columbus Circle  
New York, NY 10023  
New York, NY 10023  
Tel: 212.801.1000 Fax: 212.801.1048

Oxford Properties Group  
320 Park Avenue, 17th Floor  
New York, NY 10022  
Tel: 212.986.7514 Fax: 212.986.7510

### Construction Manager

XX  
XX  
XX  
XX

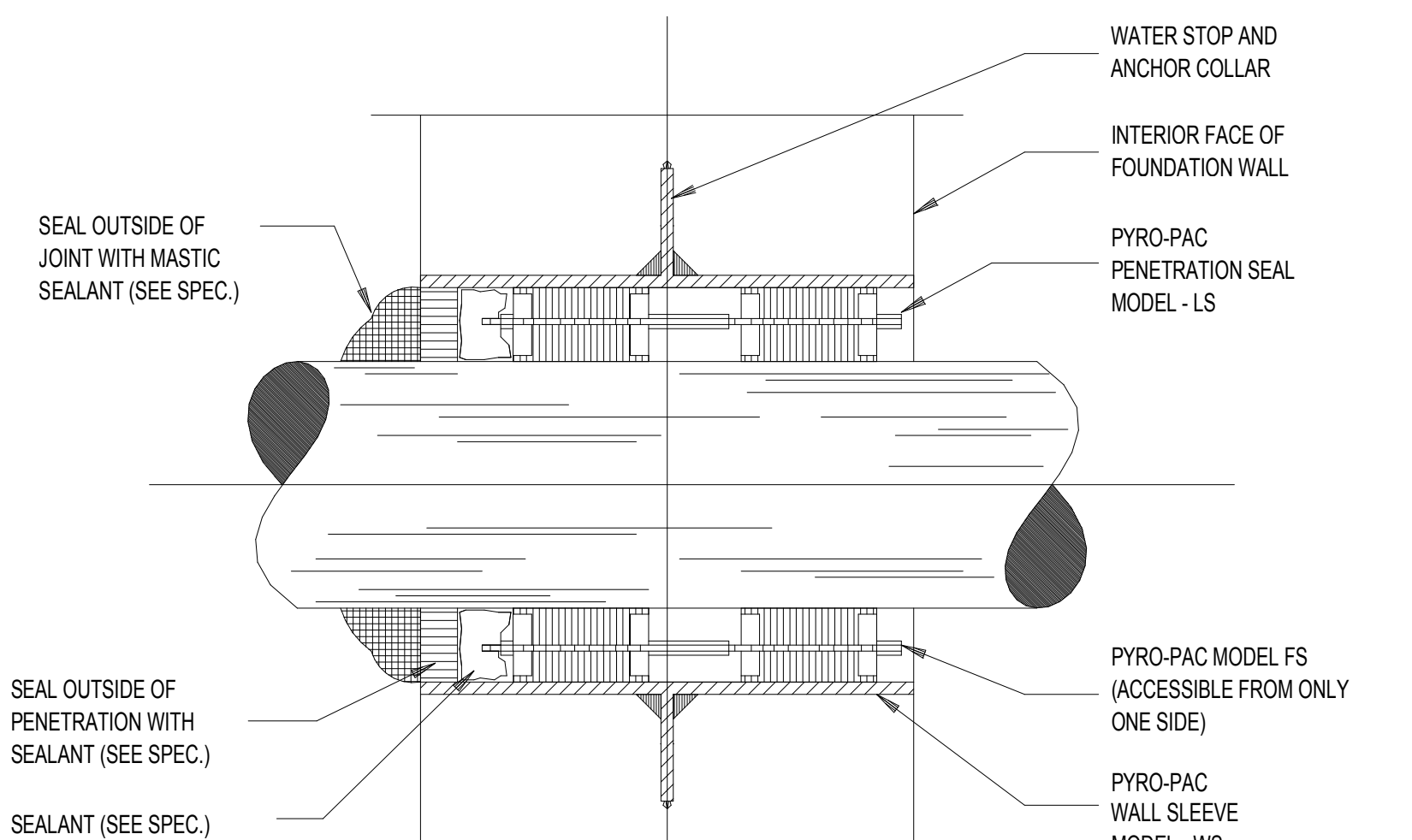
Architect

Kohn Pedersen Fox Associates PC  
Architects & Planning Consultants  
11 West 42nd Street  
New York, New York 10036  
TEL: 212.977.6500 FAX: 212.956.25

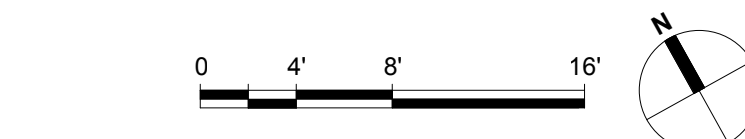
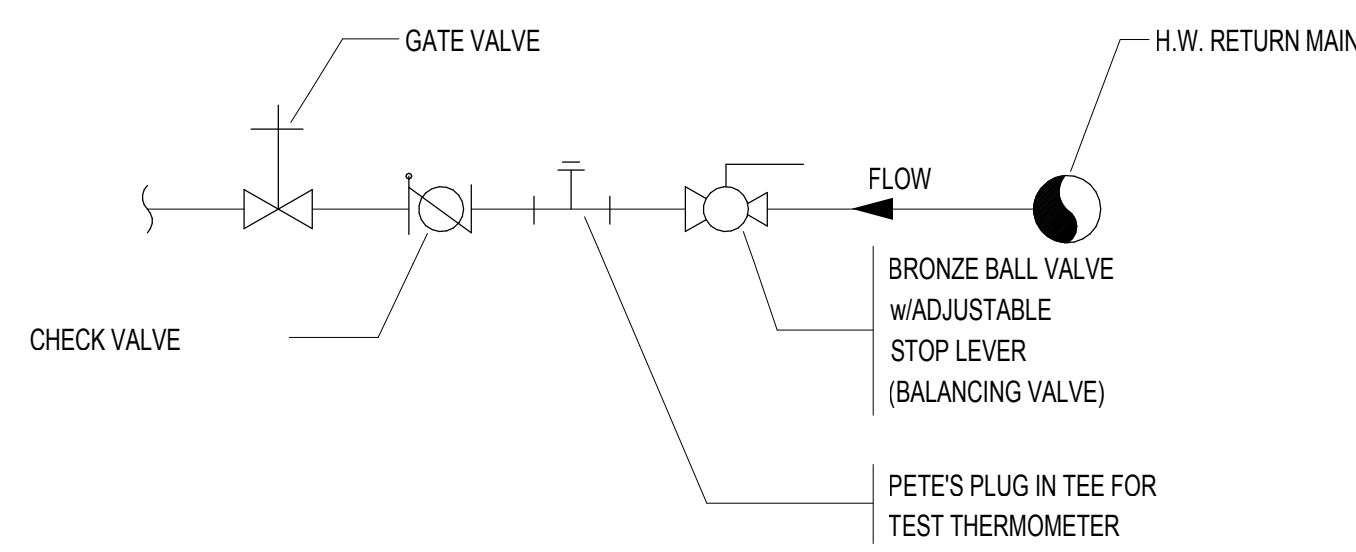
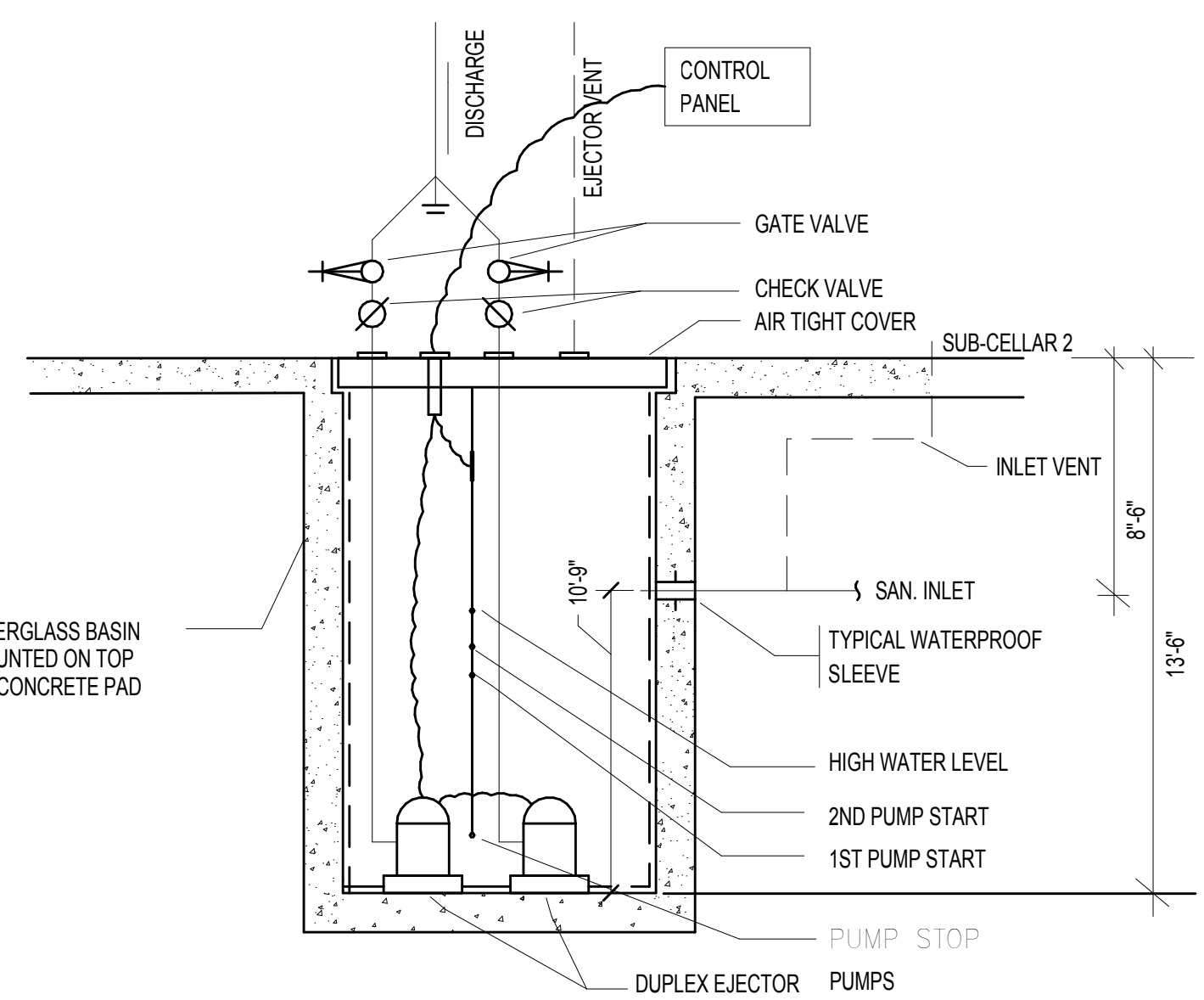
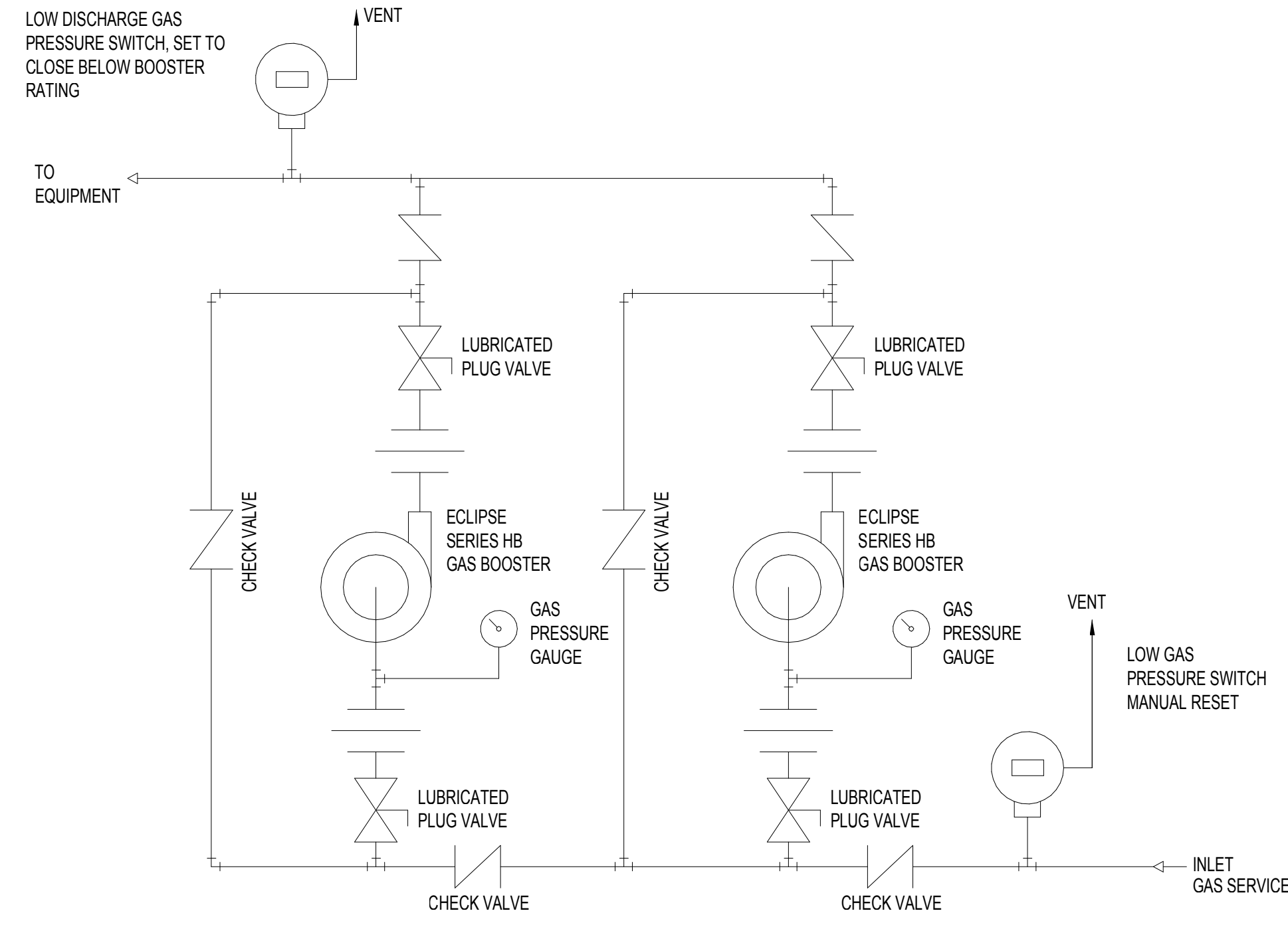
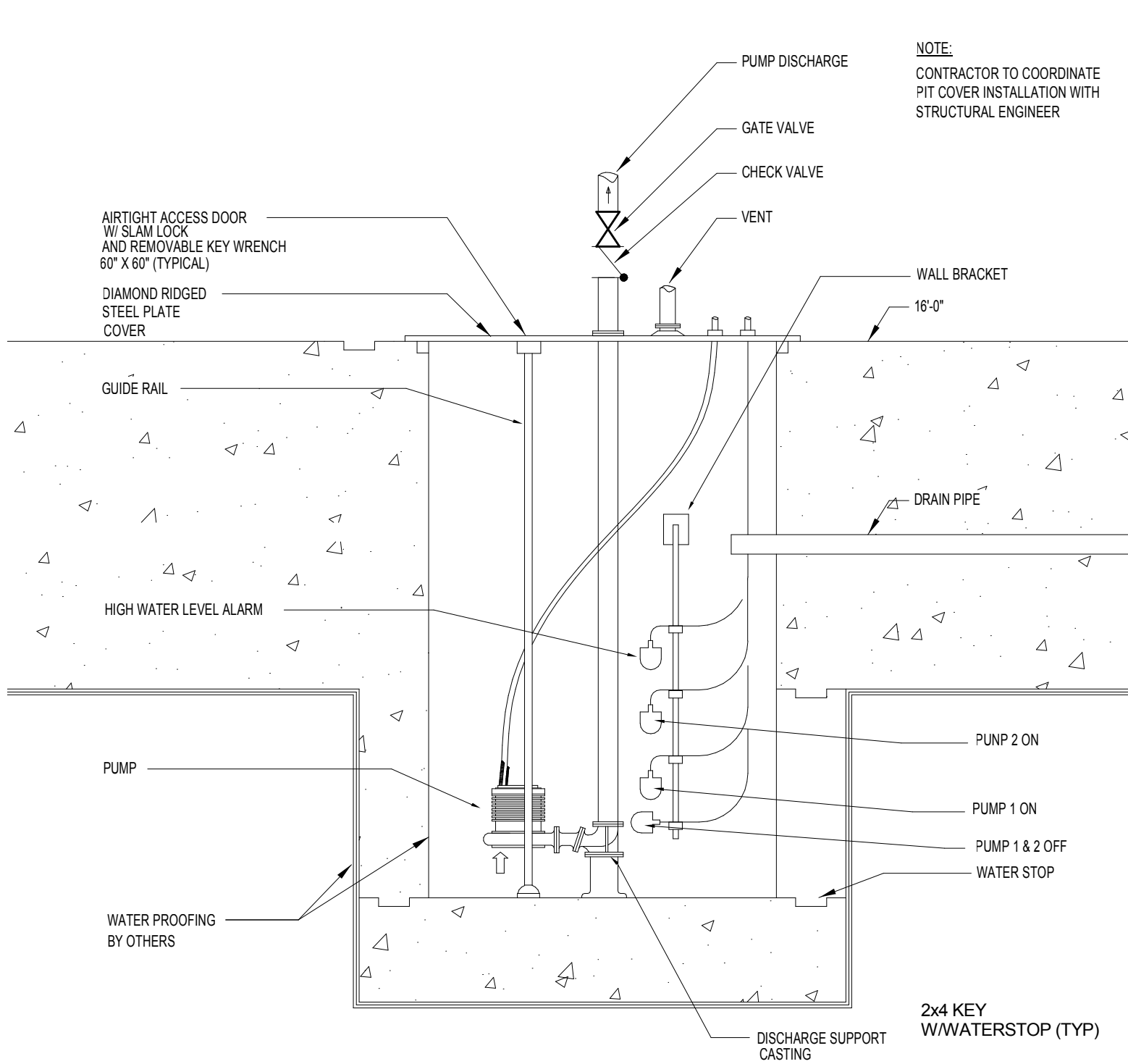
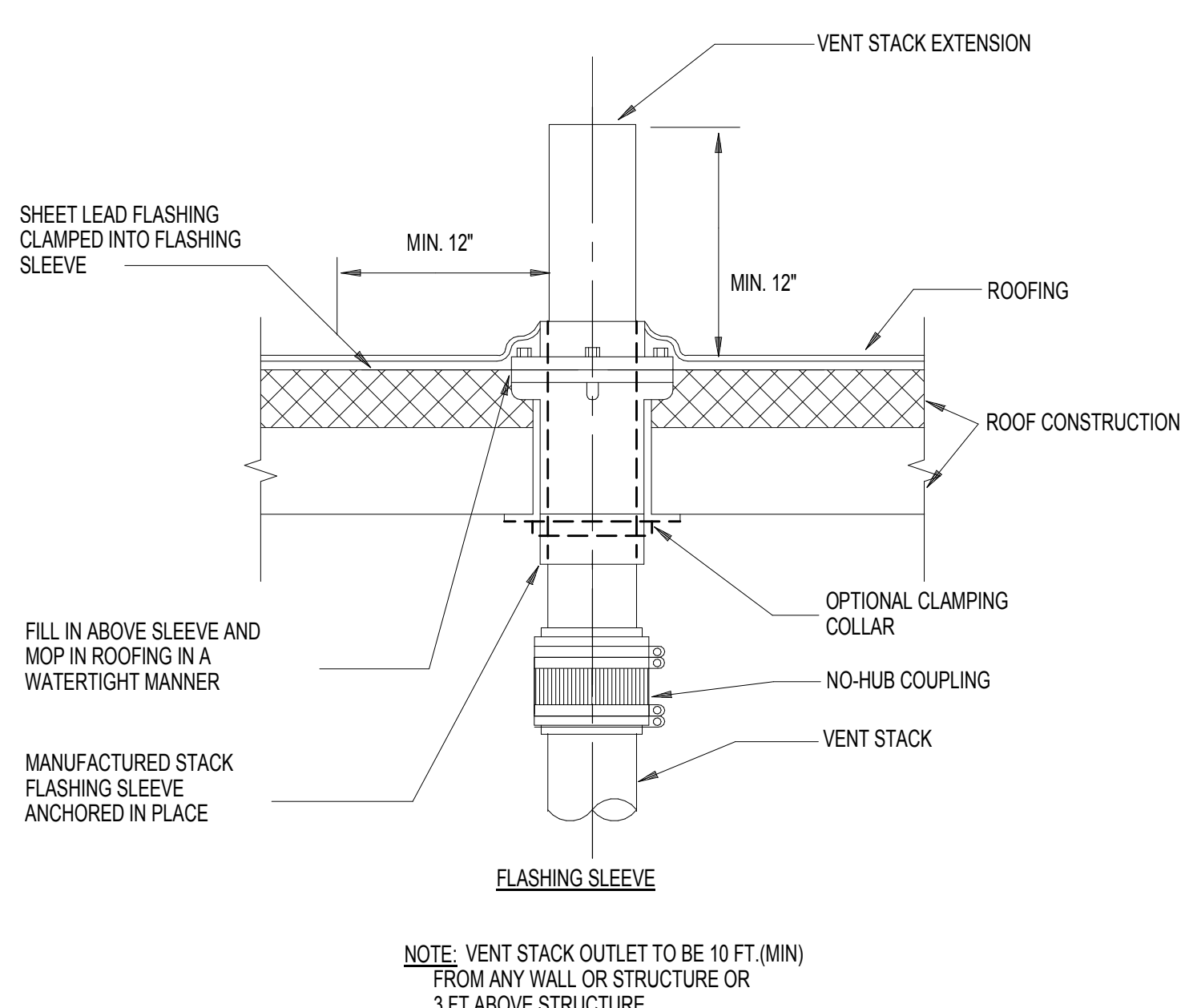
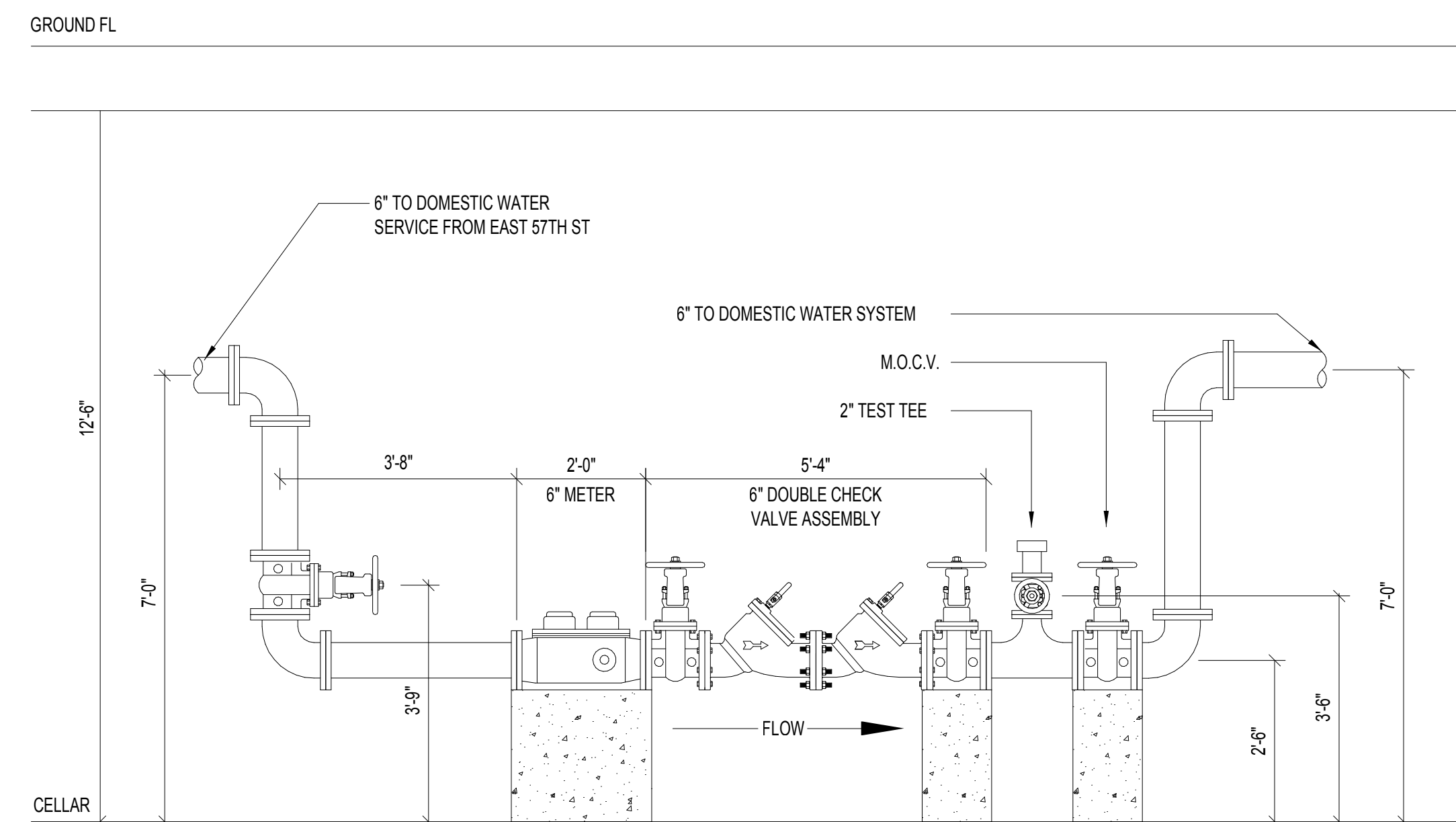
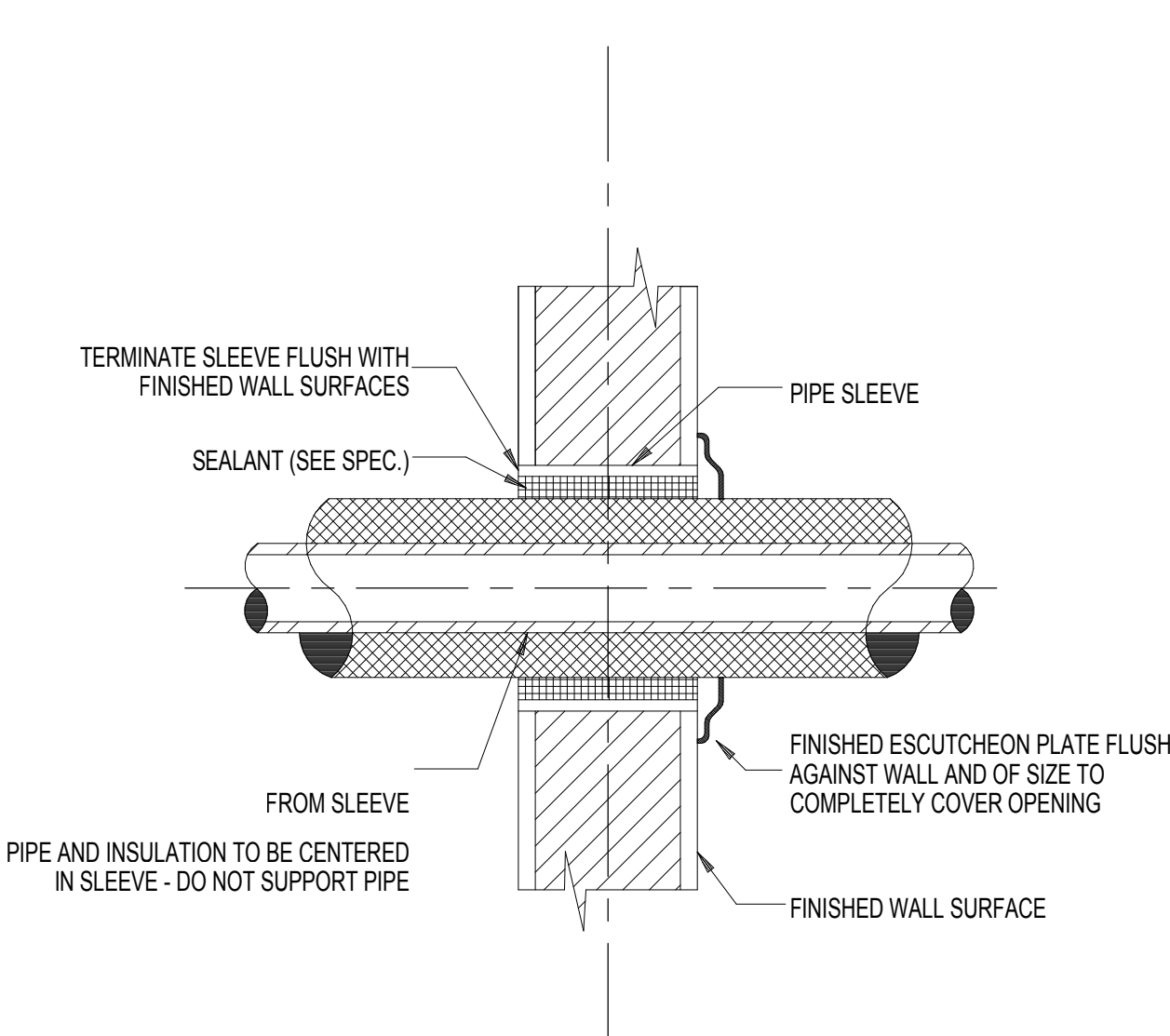
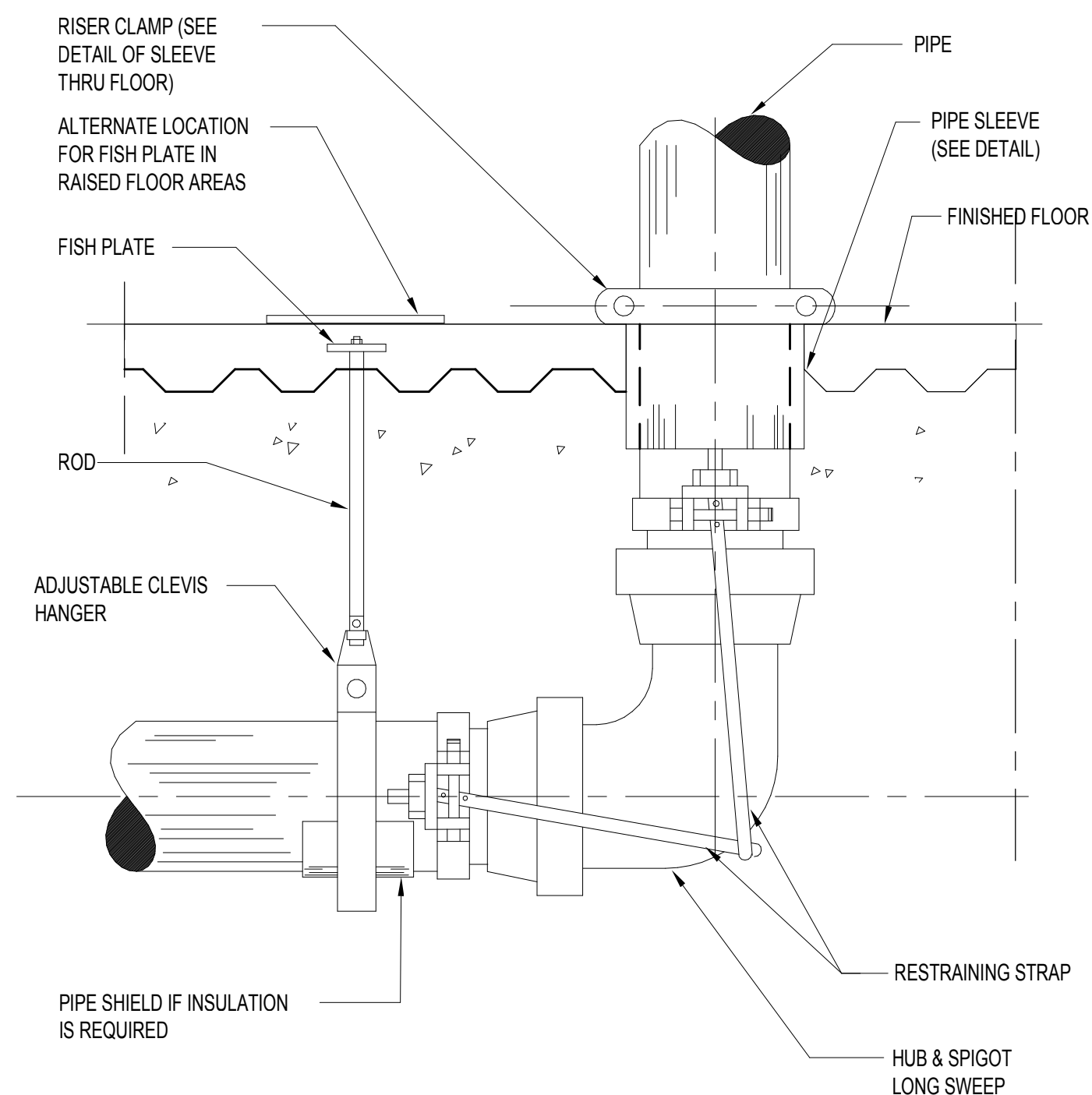
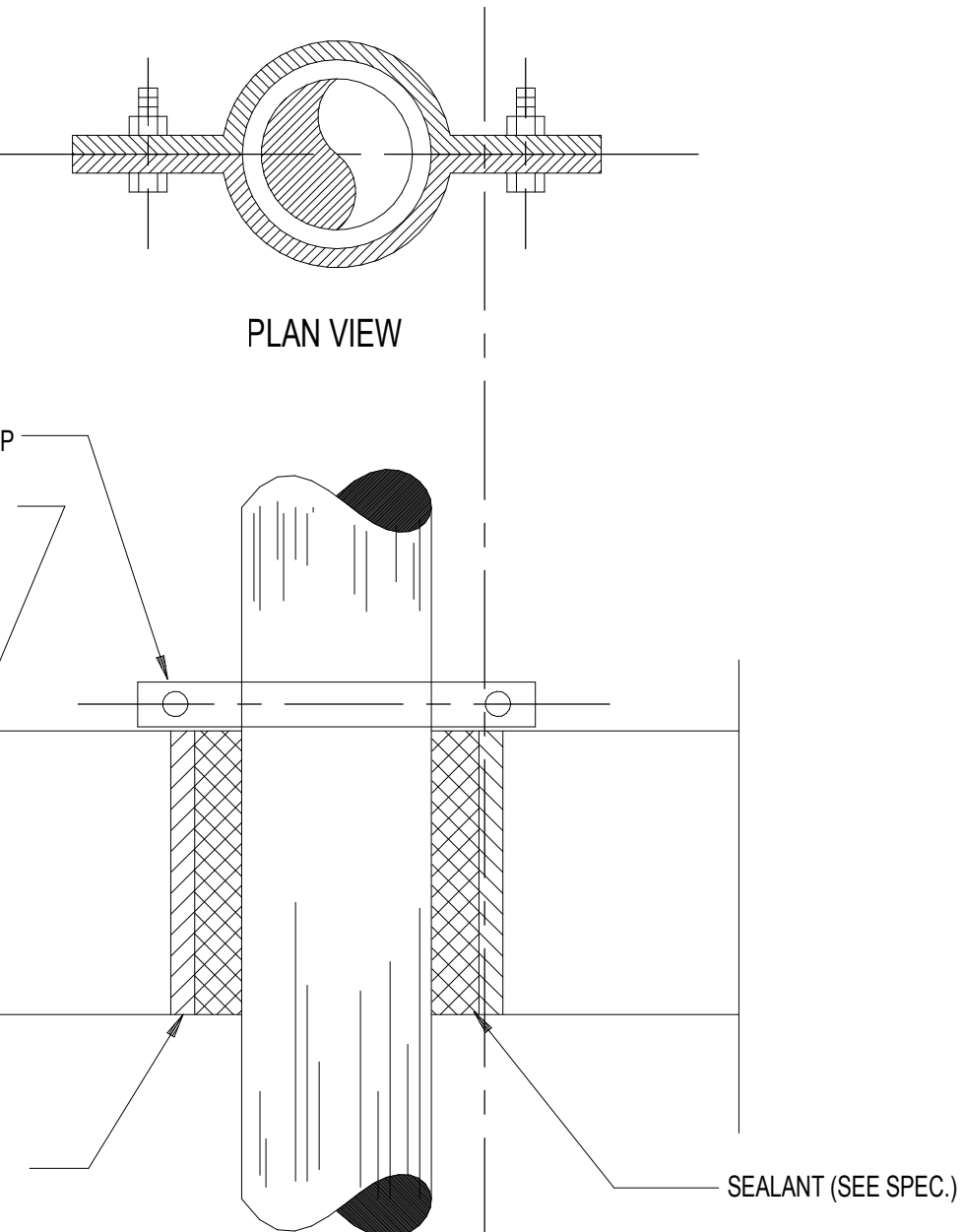
*Structural Engineer*  
WSP  
228 East 45th Street, 3rd Floor  
New York, NY 10017  
Tel: 212.687.9888 Fax: 646.487.5501

Mechanical, Electrical, Plumbing, Fire Protection

WSP  
512 Seventh Avenue  
New York, NY 10018  
Tel: 212.532.9600



- NOTES:**
1. PIPE SLEEVE FOR EXTENSION ABOVE OR BELOW GRADE.
  2. FOR GAS SERVICE EXTEND SLEEVE 1" PAST INSIDE FACE OF WALL & 4" PAST OUTSIDE FACE OF WALL.



Issue Date: 03/26/14

Project No.	03/2014
-------------	---------

Desire 8

Author

P-600.00

00000000 00000000

SHEET 66 OF 68

Drawing Title \_\_\_\_\_

## PLUMBING DETAILS

100

100

100

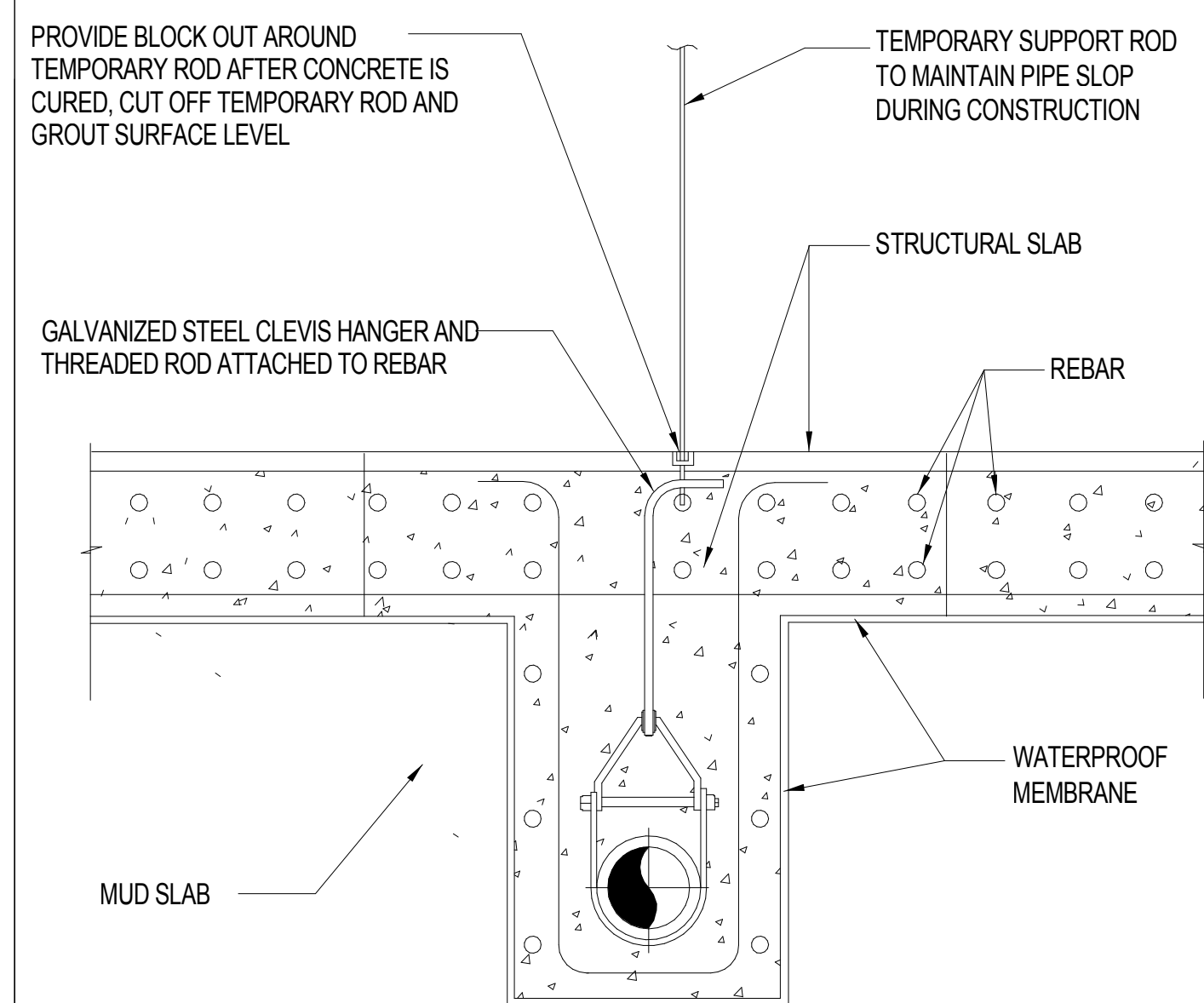
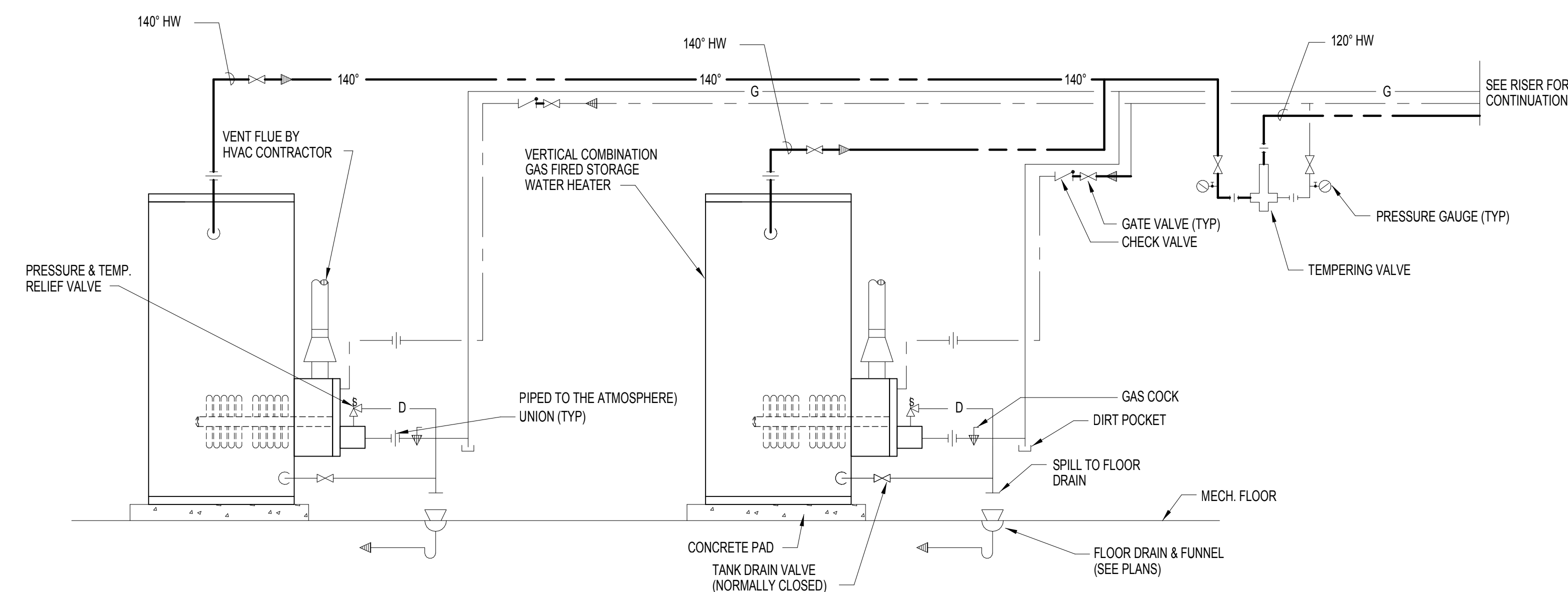
Drawing Number

D

**P-600.00**

© 2004 KOHN PEDERSEN FOX ASSOCIATES PC. All rights reserved.



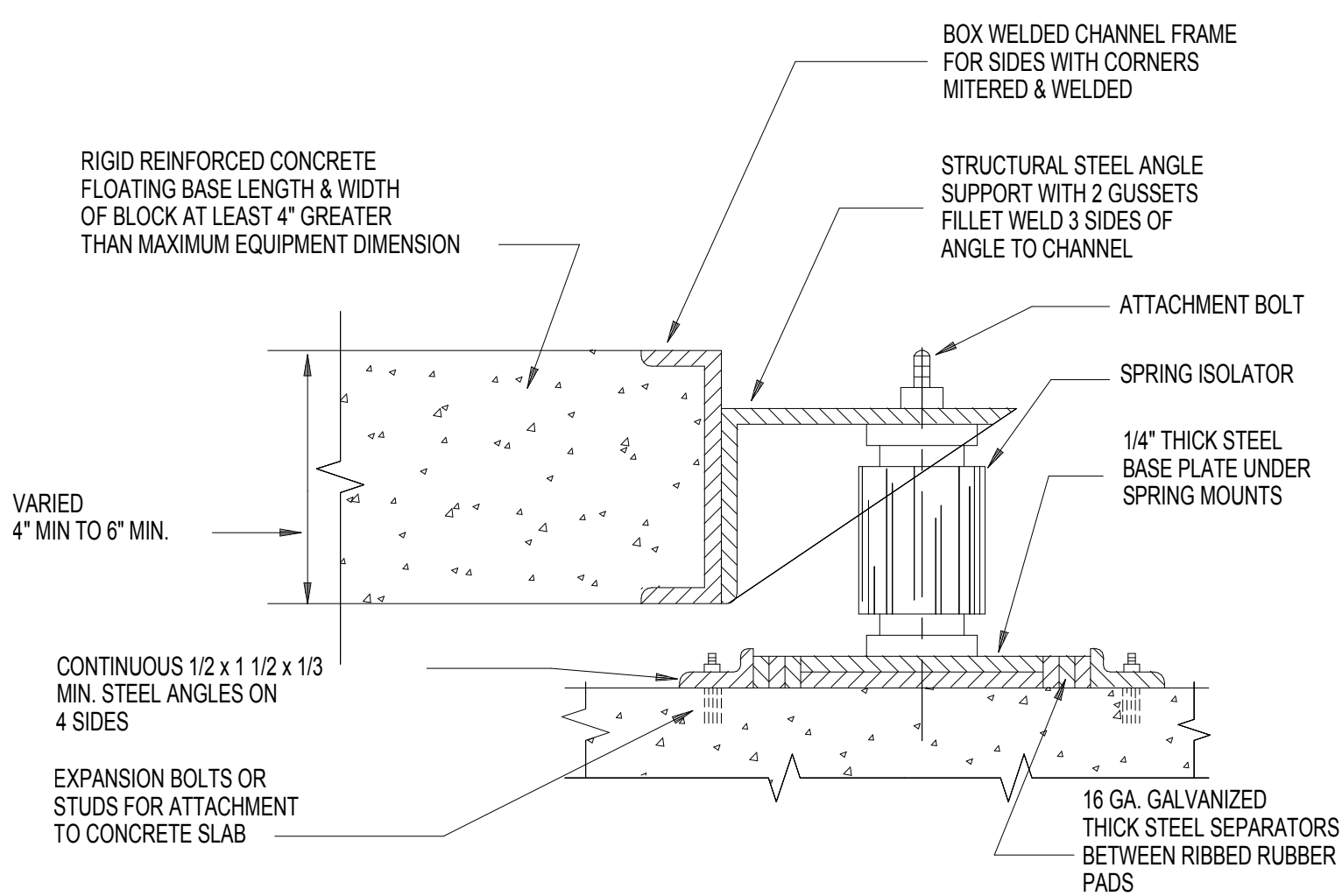
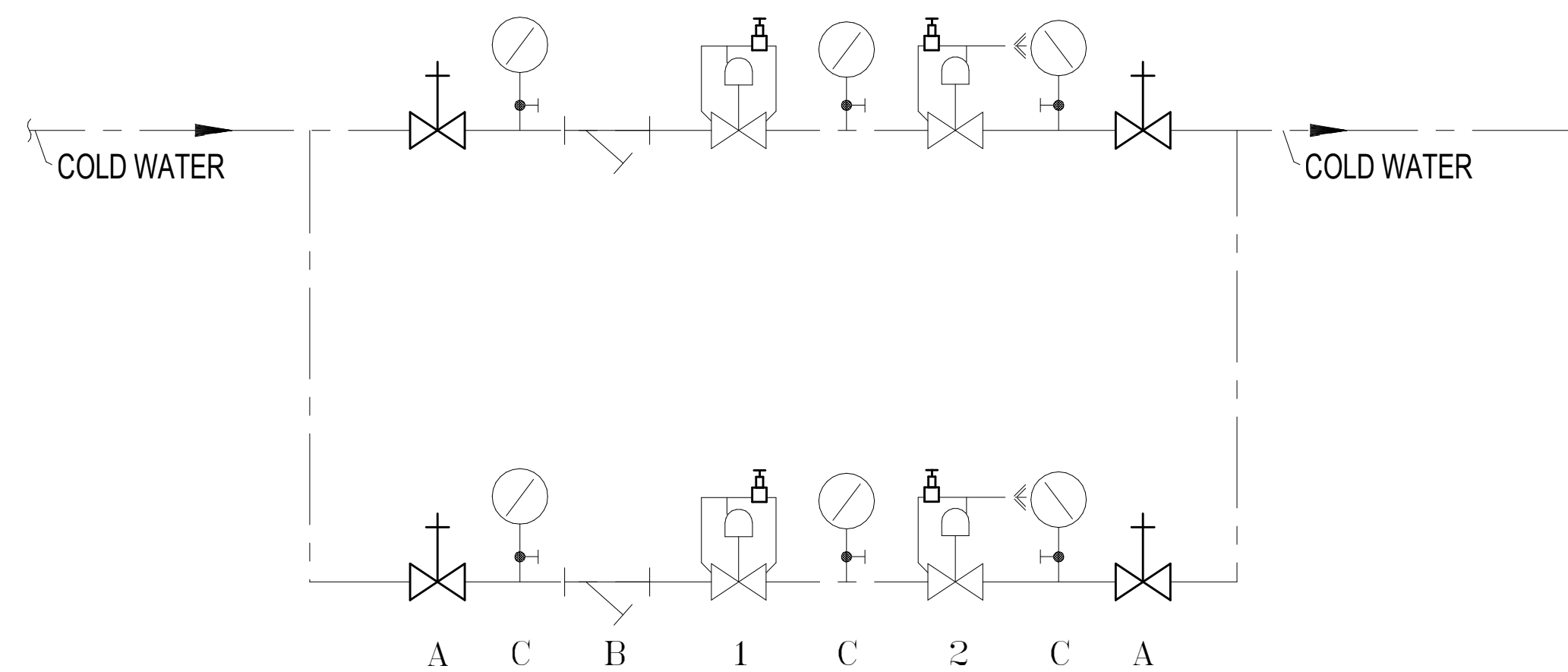


14	ZONE 6 & 7 NATURAL GAS DOMESTIC WATER HEATER W/MIXING VALVE & CIRCULATION
	N.T.S.

15	UNDERGROUND ENCASEMENT DETAIL
	NTS

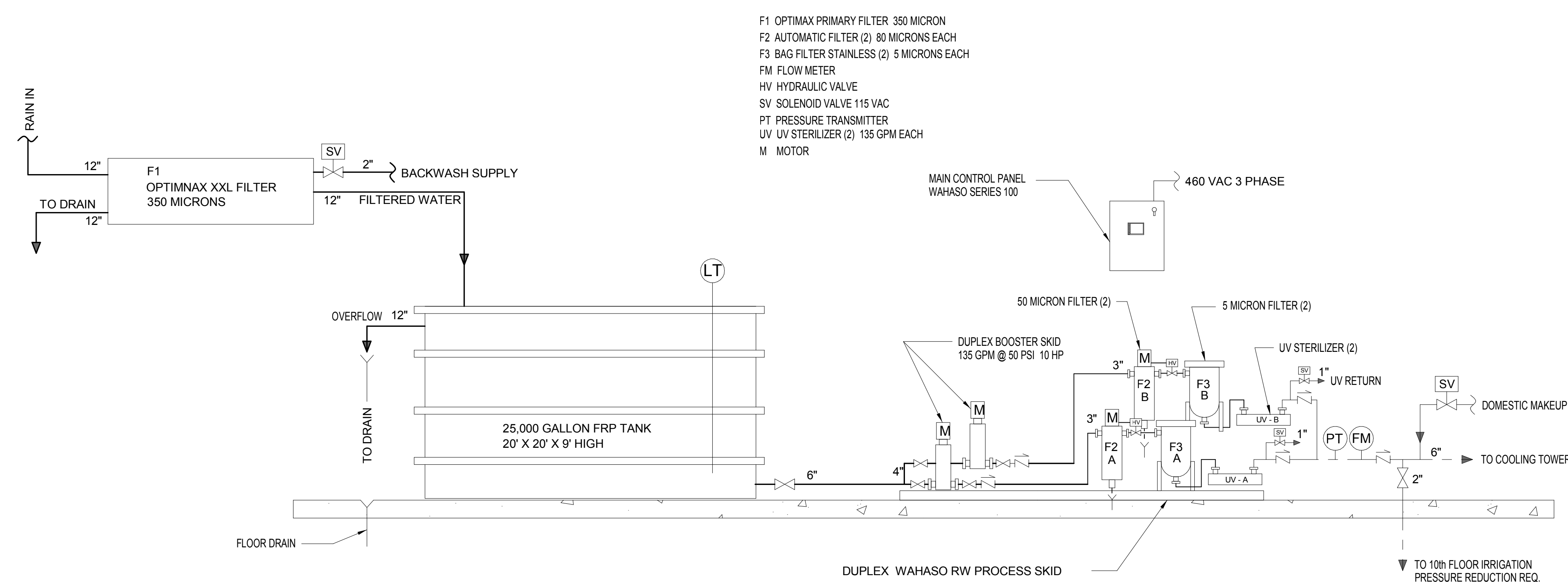
LEGEND

1	= PRESSURE REDUCING VALVE, CLA-VAL 90G-01ASKHXHILF	150LB/300LB
	FIG'D, BBST, RANGE 30-300PSI	
2	= EXCESS PRESSURE SAFETY VALVE (XPSV), CLA-VAL 50G-33KXHIFS	
	150LB/300 LB FIG'D, BBST, 20-200PSI, FAIL SWITCH (SPDT)	
A	= ISOLATION VALVE, 150 LB/300LB FIG'D, BRONZE BODY, FULL PORTED	
B	= BRONZE Y STRAINER, 150 LB/300 LB, PERF SS STRAINER	
C	= PRESSURE GAUGE W/ ISO VALVE, 4" SS CASE, OIL FILLED	



17	MASTER PRV RIGS W/ SAFETY VALVES
	DOMESTIC COLD WATER

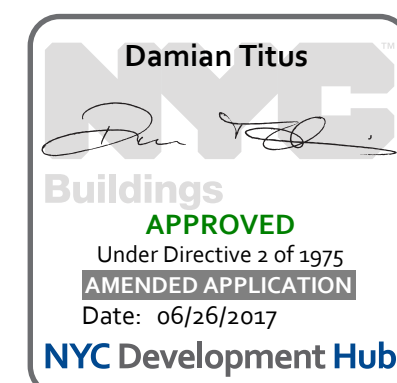
18	VIBRATION ISOLATION BASE
	NTS



---

20
VIBRATION ISOLATION BASED ON NON-TWO-SIDED

NTS



*Client*  
Related Companies  
60 Columbus Circle  
New York, NY 10023  
New York, NY 10023  
Tel: 212.801.1000 Fax: 212.801.1048

Oxford Properties Group  
320 Park Avenue, 17th Floor  
New York, NY 10022  
Tel: 212.986.7514 Fax: 212.986.7510

Construction Manager  
XX  
XX  
XX  
XX


*Architect*  
Kohn Pedersen Fox Associates PC  
Architects & Planning Consultants  
11 West 42nd Street  
New York, New York 10036  
TEL: 212.977.6500 FAX: 212.956.2526

*Structural Engineer*  
WSP  
228 East 45th Street, 3rd Floor  
New York, NY 10017  
Tel: 212.687.9888 Fax: 646.487.5501

Mechanical, Electrical, Plumbing, Fire Protection  
WSP  
512 Seventh Avenue  
New York, NY 10018  
Tel: 212.532.9600

1	D.O.B. BUILDING PERMIT FILING	05/01/2015
No.	Description	Date

Key Note



SHEET 67 OF 68

## PLUMBING DETAILS

Drawing Number

P-601.00



Address:



*Client*  
Related Companies  
60 Columbus Circle  
New York, NY 10023  
New York, NY 10023  
Tel: 212.801.1000 Fax: 212.801.1043

Oxford Properties Group  
320 Park Avenue, 17th Floor  
New York, NY 10022  
Tel: 212.986.7514 Fax: 212.986.7510

Construction Manage.  
XX  
XX  
XX  
XX

*Architect*  
Kohn Pedersen Fox Associates PC  
Architects & Planning Consultants  
11 West 42nd Street  
New York, New York 10036  
TEL: 212.977.6500 FAX: 212.956.2526

*Structural Engineer*  
WSP  
228 East 45th Street, 3rd Floor  
New York, NY 10017  
Tel: 212.687.9888 Fax: 646.487.5501

Mechanical, Electrical, Plumbing, Fire Protection  
WSP  
512 Seventh Avenue  
New York, NY 10018  
Tel: 212.532.9600

[illegible]

DESIGNATION	NO. REQUIRED	SERVICE	LOCATION	FLOW RATE EACH (G.P.M.)	MAXIMUM TOTAL EA. DYNAMIC HEAD (FT.)	MINIMUM TOTAL DYNAMIC HEAD (FT.)	CASING PRESSURE (PSIG)	MANUFACTURER MODEL NUMBER		STAGES	VERTICAL SPLIT	HORIZONTAL MULTI STAGE	END SUCTION	IN-LINE	VERTICAL TYPE	SUBMERSIBLE	MOTOR					MANUAL CONTROL	AUTOMATIC CONTROL	PILOT LIGHT	PRESSURE GAUGE RANGE	ALARMS REQUIRED	EMERGENCY POWER REQUIRED	REMARKS	DRAWING NO.
																	MINIMUM H.P.	R.P.M.	VOLTS	PHASE	CYCLES (Hr)								
BP-1	2	DOMESTIC WATER BOOSTER PUMP	CELLAR-1	399	858			PEERLESS PUMP 3990T07ZTF-VFD-GAF									150	3500	208	3	60						ONE PUMP ON STANDBY	P-101	
BP-2	3	DOMESTIC WATER BOOSTER PUMP	MECHANICAL LEVEL-52	150	135			PEERLESS PUMP 77T154VFD-GAF									15	1750	460	3	60						PROVIDE AMTRCL WX-451-C	P-152	
STP-1	2	RE-USE WATER PUMP	MECHANICAL LEVEL-52	135	115.5			GRUNDFOS CR32-2-1									7.5	1750	460	3	60						COOLING TOWER MAKE-UP; INSTALLED ON RAIN WATER HARVESTING PROCESSING SKID	P-152	
ESP-1	10	ELEVATOR SUMP	CELLAR-1 AND CELLAR-2	74	37			STANCOR SE-50									1/2"	3600	115	1	60						SIMPLEX	P-101 P-100	
SE-1	1	SEWAGE EJECTOR PUMP	CELLAR-2	150	45			FLYGT NP3102-WP-462-WL70									5	1720	208	3	60						DUPLEX	P-100	
HWR-1	1	HOT WATER RECIRCULATING PUMP	MECHANICAL LEVEL-1	6	15			ARISTRONG H-64									3/4"	1800	115	1	60						ZONE-1	P-110	
HWR-2	1	HOT WATER RECIRCULATING PUMP	MECHANICAL LEVEL-1	17	10			ARISTRONG H-64									3/4"	1800	115	1	60						ZONE-2	P-110	
HWR-3	1	HOT WATER RECIRCULATING PUMP	21ST FLOOR	16	15			ARISTRONG H-64									3/4"	1800	115	1	60						ZONE-3	P-121	
HWR-4	1	HOT WATER RECIRCULATING PUMP	28TH FLOOR	5	5			ARISTRONG H-64									3/4"	1800	115	1	60						ZONE-4	P-129	
HWR-5	1	HOT WATER RECIRCULATING PUMP	28TH FLOOR	5	5			ARISTRONG H-64									3/4"	1800	115	1	60						ZONE-5	P-129	
HWR-6	1	HOT WATER RECIRCULATING PUMP	52ND FLOOR	5	5			ARISTRONG H-64									3/4"	1800	115	1	60						ZONE-6	P-152	
HWR-7	1	HOT WATER RECIRCULATING PUMP	52ND FLOOR	5	5			ARISTRONG H-64									3/4"	1800	115	1	60						ZONE-7	P-152	

FIXTURE CONNECTION SCHEDULE									
FIXTURES DESIGNATION	FIXTURE	MANUFACTURER	MODEL #	S	V	C.W.	H.W.	T.W.	REMARKS
F-1/F-1A	WATER CLOSET	TOTO	CT708E	4"	2"	1"	-	-	F-1A MOUNT HEIGHT ADA COMPLIANT HEIGHT, SEE ARCH. DWG FOR DETAIL
	CARRIER	J.R. SMITH	Z10-LY-M51						
	FLUSHMETER VALVE	TOTO	TET1UN						HYDROPOWER FLUSH 1.28 GPF
	TOILET SEAT	TOTO	SC534						PUBLIC SPACES
F-2	URINAL	TOTO	UT105U	2"	1 1/2"	3/4"	-	-	FLUSH CYCLE - 0.125 GPF
	FLUSHMETER VALVE	TOTO	TEL1UN						PUBLIC SPACES
	CARRIER	JR SMITH	637						
F-3	LAVATORY	BY ARCH	BY ARCH	2"	1 1/2"	1/2"	1/2"	-	DROP IN LAV IN CASEWORK
	FAUCET	TOTO	TEL145						FAUCET FLOW RATE: 0.19 GPC (20SECS), PROVIDE MIXING VALVE
	P-TRAP	JR SMITH	2698						PROVIDE COVER ON SUPPLIES & TRAP. PUBLIC SPACES
	SUPPLIES	McGUIRE	167						
F-3A	LAVATORY	KOHLER	K-12638	2"	1 1/2"	1/2"	1/2"	-	FAUCET FLOW RATE: 0.19 GPC (20SECS), PROVIDE MIXING VALVE
	FAUCET	TOTO	TEL105						WALL HUNG LAV.
	P-TRAPS	JR SMITH	2698						PROVIDE J.R. SMITH CHAIR CARRIER OR APPROVED EQUAL
	SUPPLIES	McGUIRE	167						PROVIDE COVER ON SUPPLIES & TRAP, ADA PUBLIC SPACES
F-4	JAN MOP SINK	STERN WILLIAMS	HL-1800	3"	1 1/2"	3/4"	3/4"	-	
	FAUCET	STERN WILLIAMS	T-10-VB						
	ACCESSORIES	STERN WILLIAMS	T-35T-40						
F-5	DRINKING FOUNTAIN	FILTRINE	107-16HLH	2"	1 1/2"	1/2"	-		
	CHILLER	FILTRINE	ES-4-RF-FS-MOD						
F-6	SHOWER	SYMMONS	96-300- B30-LV-Z.0	3'	2'	1/2"	1/2"	-	STERN WILLIAMS WDA 3600 DIMENSIONS 39" X 39" PUBLIC SHOWER
F-8	KITCHENETTE	ELKAY	LR3122	2"	1 1/2"	1/2"	1/2"	-	DROP IN SINK
	FAUCET	ELKAY	LKD 1000						FAUCET FLOW RATE: 1.5 GPM
	P-TRAP	McGUIRE	8902						
	SUPPLIES	McGUIRE	167						

DRAIN SCHEDULE										
DESIGNATION		BODY				STRAINER				REMARKS
		<div>SERIES NO. ZURN SAWYER PS&amp;M</div>	CASE IRON	STAINLESS STEEL	<div>GA VANCEZ STAINLESS STEEL BRONZE CLAMPING DEVICE DISC CLAMP FLANGE VALVE SUMP RESEALER POLYPROPYLENE</div>	<div>STAINLESS STEEL DUCTILE IRON NICKEL BRONZE STAINLESS STEEL STAINLESS PLATE SECONDARY STRAINER</div>	<div>POLISHED FINISH BRONZE MESH SCREEN FLANGE TOP FLANGE TOP RAISED UP DOVE LESS SPACE</div>	FLANGE (WATER PROOFING)		
FD-A	2010		X							SHOWERS / GENERAL
FD-B	2120		X					X		MECHANICAL SPACES
FD-C	2570									LOADING DOCK
RD-A	1025									GENERAL ROOF DRAINS
OD-A	1080									GENERAL OVERFLOW DRAINS
TD-A	ZURN Z882-E4-HPD					X			X	TRENCH DRAIN

\* SEE SPECS FOR ALL OTHER VALVES THAT ARE NOT USED FOR DOMESTIC WATER SYSTEM

DOMESTIC WATER SYSTEM SHUT-OFF VALVES											
VALVE SPECIFICATION											
	GATE	BALL	PLUG	SCREENED	FLANGED						
WATER SERVICE 2 1/2" and SMALLER 3" and LARGER	10	10	10	10	10						
PUMP SUCTION 2 1/2" and SMALLER 3" and LARGER	10	10	10	10	10						
PUMP DISCHARGE 2 1/2" and SMALLER 3" and LARGER	10	10	10	10	10						
PUMP ISOLATION BRANCH ISOLATION 2 1/2" and SMALLER 3" and LARGER	10	10	10	10	10						

NATURAL GAS SYSTEM SHUT-OFF VALVES									
VALVE SPECIFICATION									
GAS SYSTEM	LUBRICATED PLUG GAS COCK	WELDED	SCREWED DOWN	SCREWED DOWN SHORT PATTERN	REGULAR PATTERN				
GAS SERVICE 2" AND SMALLER									
2 1/2" AND LARGER	(S)			(S)					
RISE CONTROL									
2" AND SMALLER									
2 1/2" AND LARGER	(S)			(S)					
BRANCH ISOLATION									
2" AND SMALLER									
3" AND LARGER				(S)					
SINGLE GAS BURNING EQUIPMENT									
1" AND SMALLER									
LARGER THAN 1" SAME AS BRANCH ISOLATION				(S)					

1	D.O.B. BUILDING PERMIT FILING	05/01/201
No.	Description	Date

### Key News

Issue Date: 03/20/14  
Project No.:  
Drawn By: *Gary Panerant*  
Author: *Gary Panerant*  
Sheet Number: P-700.00

SHEET 68 OF 68

## PLUMBING SCHEDULES

Drawing Number

P-700.00